



The AIM Value Advantage





The AIM Value Advantage

Evaluating the Shareholder Benefits
of an AIM Listing

Contents

	Page
Foreword	3
Executive Summary	4
1 Defining the Landscape	5
2 Evidence on the Immediate Value Added	7
3 Evidence on the Long-term Value Added	10
4 Evidence on the Liquidity Impact	12
The Authors	


Foreword

In spite of some recent bad press in the context of slightly negative recent performance, the long-term trend for the AIM appears to be exceptionally positive. The AIM market has enjoyed an extraordinary growth in new listings in recent years. The question we address in this briefing is, Do companies create additional value for shareholders by listing on AIM? The short answer is yes.

This research has produced evidence of above average benefits. Not only has it demonstrated that shareholder value is enhanced over both the short-term and longer-term by listing on the AIM, it also shows that an investment in AIM is accompanied by significantly improved levels of liquidity as the companies mature.

Finally, consistent with our earlier work on Depositary Receipts, it appears that value creation for non-UK issuers is even greater than that of their UK counterparts. This evidence will prove compelling in driving the internationalisation of the AIM and supporting the flow of interesting and diverse foreign issuers to London's growth market. Companies and investors should be reassured by this research and advisers should use it to prove to potential clients that AIM is the market of choice.

Our thanks go to KBC Peel Hunt for inspiring and commissioning the briefing and to the London Stock Exchange, not only for assistance in compiling the raw data, but also for supporting the AIM and creating an environment for significant value to be created.

A handwritten signature in blue ink, reading 'Rory Knight' with a stylized flourish at the end.

Dr Rory Knight
Chairman
Oxford Metrica

Executive Summary

The aim of this briefing is to provide an independent analysis of the value impact to shareholders of listing on the AIM. The study analyses all AIM companies over the last ten years. The key results are summarised below.

Key Results

- 1** The AIM demonstrates especially strong performance over the last three years; Figure 6.
- 2** An AIM listing adds over 4% of value, on average, in the first three months of trading; Figure 7.
- 3** Non-UK firms add, on average, over 8% of value in the first three months of trading; Figure 8.
- 4** Over the last decade, AIM listings have generated over 60% of value, on average, over and above the main market; Figure 9.
- 5** The second five years of the AIM market has witnessed a significant deepening in liquidity; Figure 11.

Empirical evidence is presented that an AIM listing generates significant value, both in the short- term and the long-term. International companies particularly have much to gain from an AIM listing. The maturity of the AIM as a market has improved considerably the value potential and liquidity for new entrants.

1 Defining the Landscape

This section of the briefing describes the constituents of the AIM portfolio. All data were obtained from the London Stock Exchange. The AIM has experienced an extraordinarily successful decade of growth. As of 30 September 2006, there are 1,590 companies listed on the AIM, representing a combined market capitalisation of £75 billion. Figures 1 to 4 illustrate the distribution of these firms by year of listing, market capitalisation, country and sector.

Figure 1: Current listings by year...

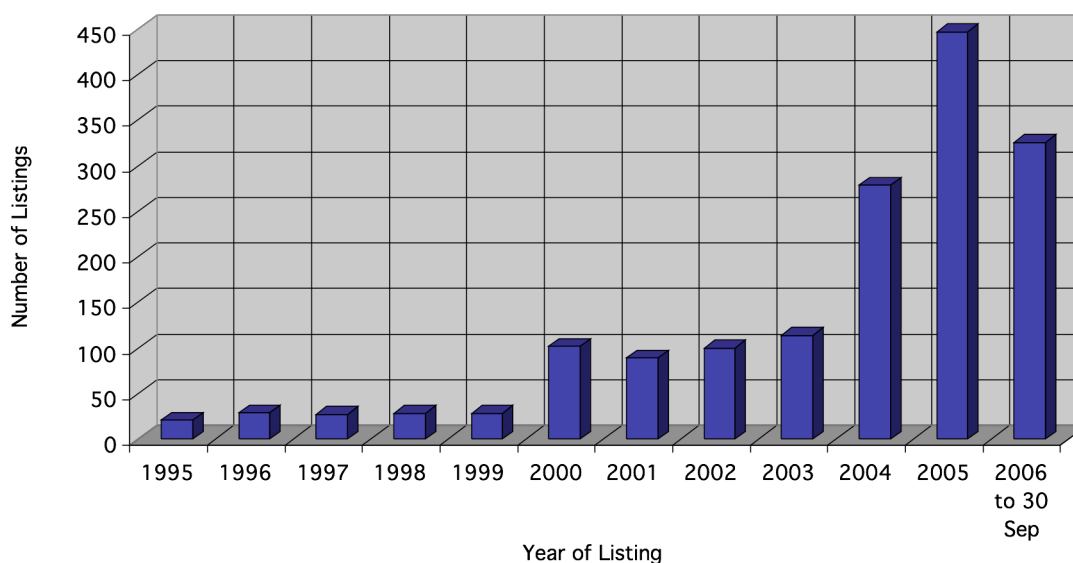


Figure 2: ...for mainly small and mid-cap companies...

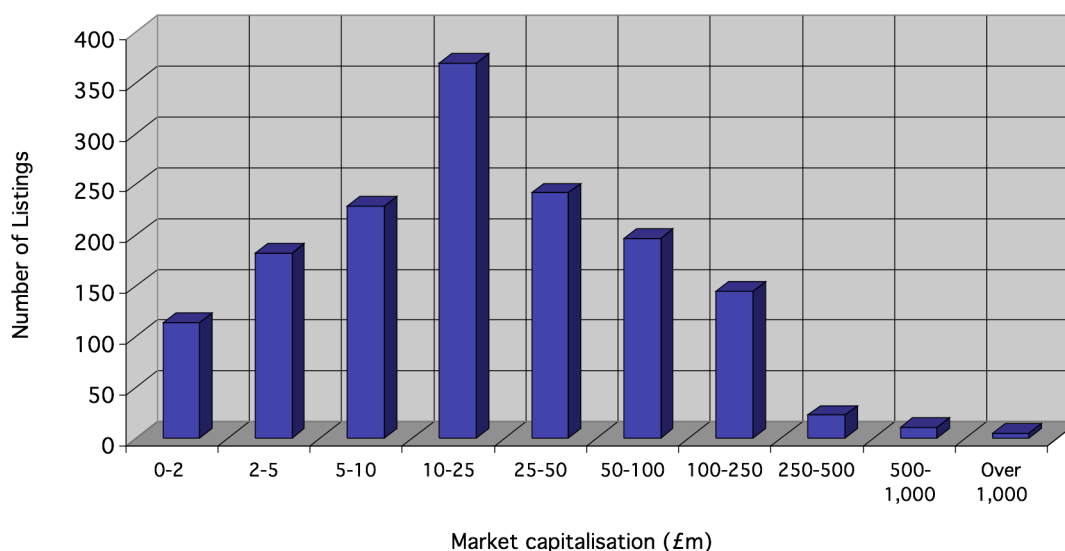


Figure 3: ...across global markets...

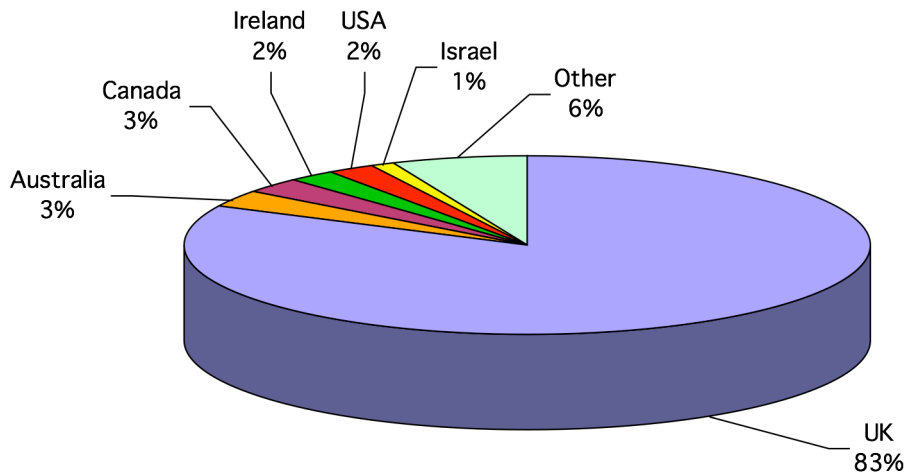
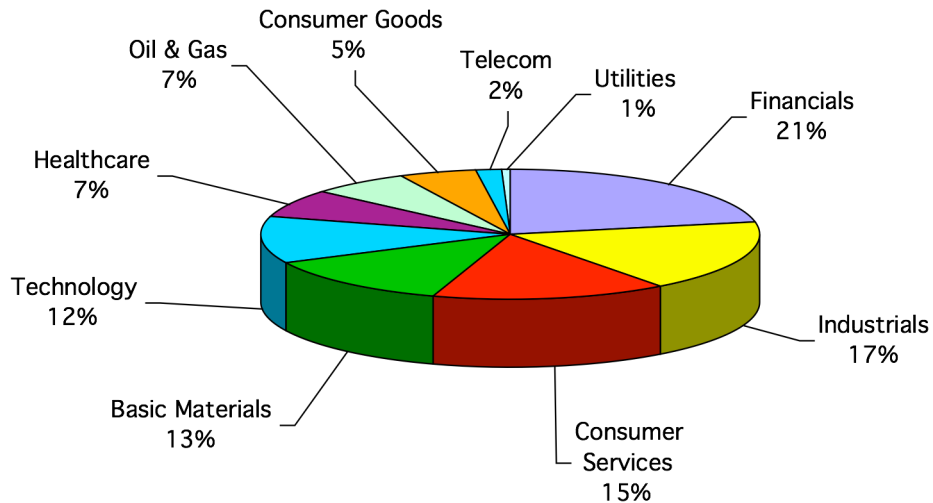


Figure 4: ...and all major sectors



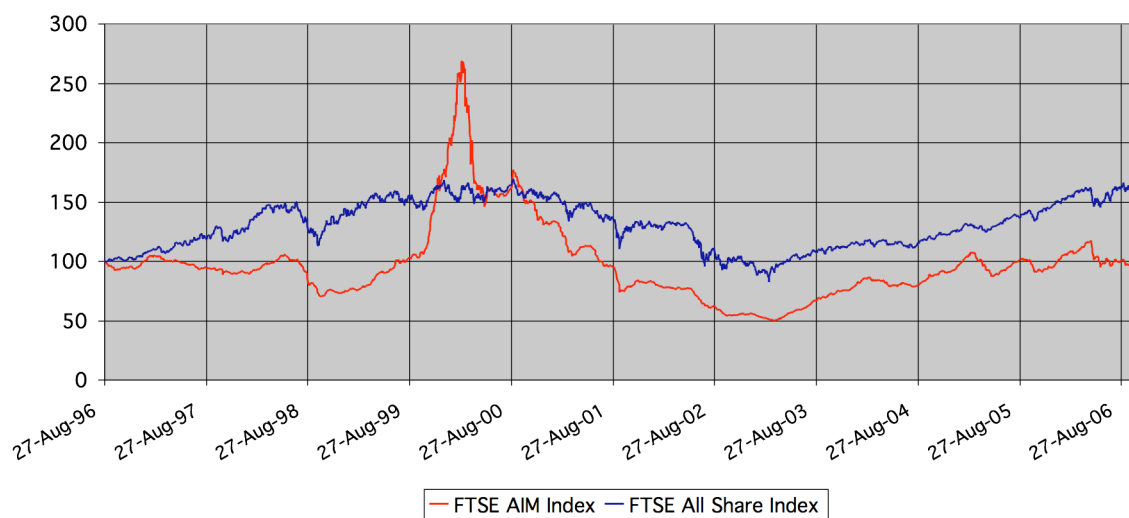
The flexible regulatory approach of AIM and a reporting regime that is lighter than that of the main London market have attracted firms seeking an efficient and cost-effective route to an Initial Public Offering (IPO). The passing of the Sarbanes-Oxley Act in 2002 prompted many non-US firms, particularly those of small and medium-size, to consider AIM as a viable alternative to a US listing and an increasing number of companies have, more recently, started to arrive at AIM.

2 Evidence on the Immediate Value-Added

The growth of the AIM is clear. Less evident is measurement of the value added to shareholders from an AIM listing. This section illustrates the AIM's performance over time and presents evidence of the immediate value impact of an AIM listing.

Figure 5 shows the performance of the FTSE AIM Index and the FTSE All Share Index over the last decade, based on a start date of 27 August 1996¹. The exceptional period of activity around the so-called “technology bubble” is clear.

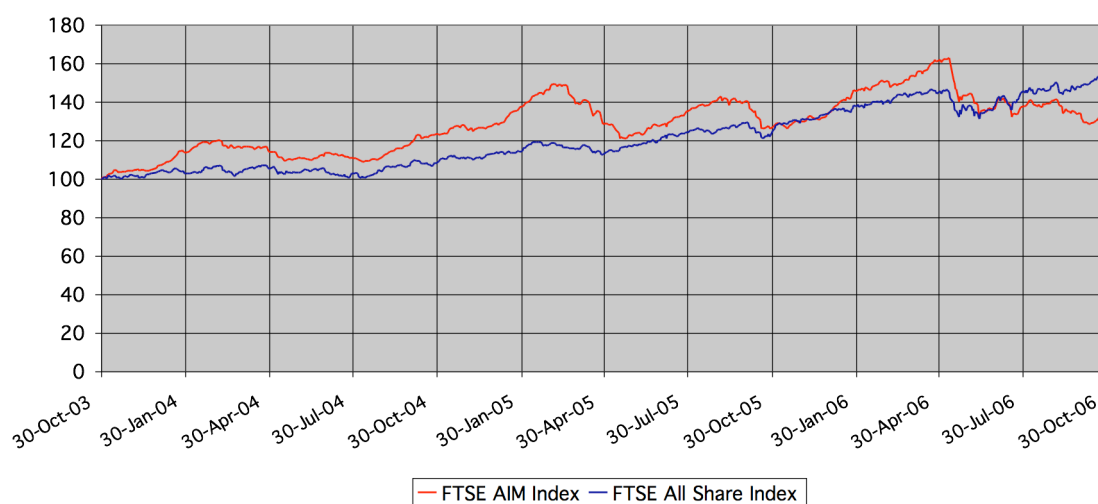
Figure 5: Performance over the last decade



Over the last three years, the AIM has largely outperformed the Main Market; Figure 6. Recent turmoil in the former market has dampened performance somewhat in the last three months. £100 invested in the FTSE AIM Index from 31 October 2003 to 31 October 2006 would have yielded £135, whereas £100 invested in the FTSE All Share Index over the same period would have yielded £155; dividends excluded.

¹ Detailed price data are available from 27 August 1996; the start date of the returns analysis. The cut-off date for this research is 31 October 2006.

Figure 6: Strong performance over the last 3 years

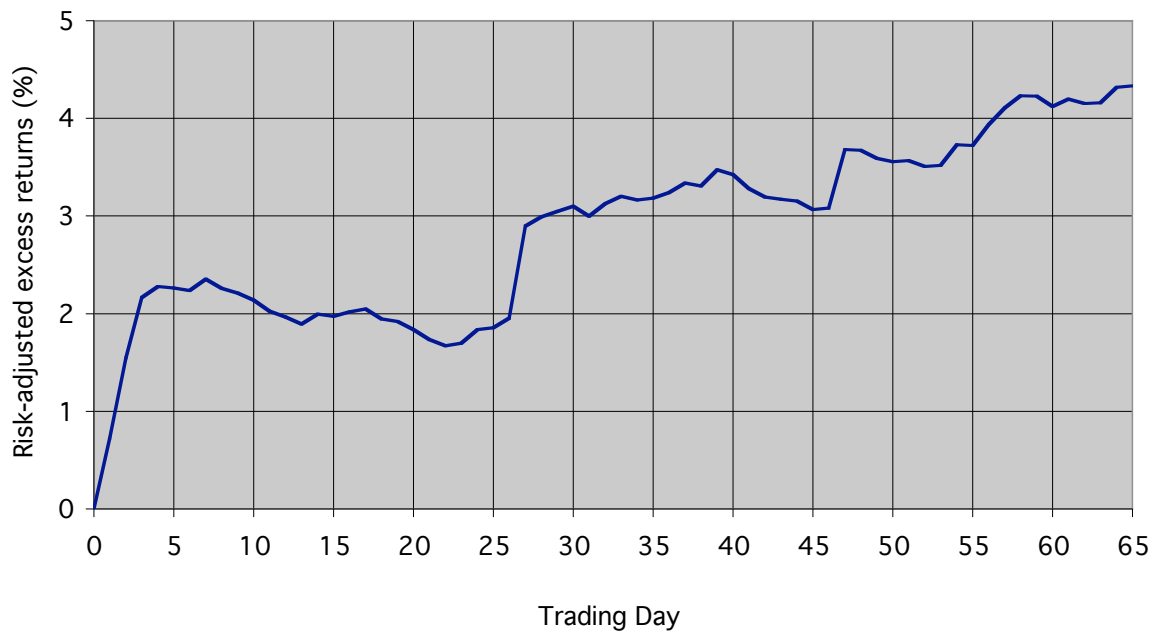


The research presented herein includes all non-financial companies that have listed on AIM for which there are sufficient data available. The financial sector is excluded since a significant number of them are cash shells; this sector includes all financial, investment, insurance and property firms. However, when the financial sector is included, the impact on results is negligible.

As different time periods are analysed and firms both list and de-list, the sample size underpinning any given graph inevitably will vary. The large sample sizes in each case render the methodology very robust.

Figure 7 shows the cumulative returns, excess to the main market and all risk-adjusted, for the first three months following a listing on the AIM. The listing dates have been aligned on trading day 0; 65 trading days reflect three calendar months. The portfolio shown represents an equally-weighted average across 1,824 firms.

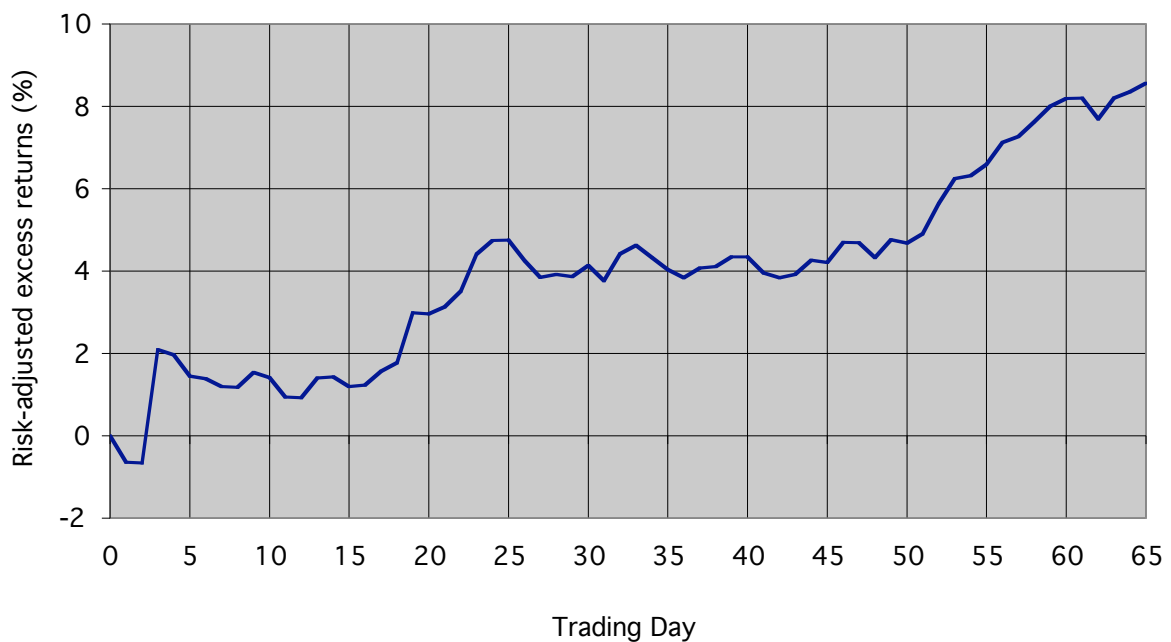
Figure 7: AIM listing adds over 4% value



Over 4% of value is added, on average, to firms choosing to list on the AIM. This represents immediate value-added to investors from the decision. This is over and above any returns that were generated on the main market as a whole over the same (multiple) time periods.

Figure 8 shows that the initial value impact of an AIM listing for non-UK firms is over 8% in the first calendar quarter following listing. This is twice the value-added for firms listing on the AIM globally.

Figure 8: Double the initial impact for non-UK firms

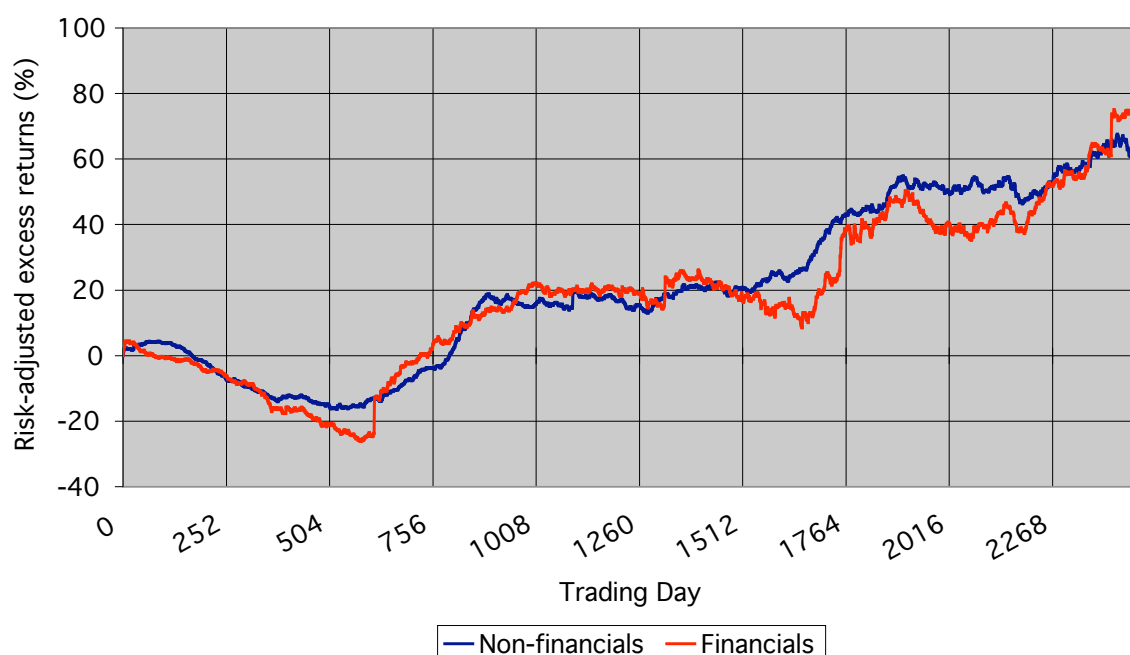


The positive response from investors is clear as they welcome the new entrants to the market.

3 Evidence on the Long-term Value-Added

In this section, the longer-term value impact of an AIM listing is evaluated. Figure 9 shows the average returns for non-financial and financial companies following listing, where the listing dates all have been aligned on trading day 0. The returns are presented on a risk-adjusted basis, excess to returns generated across the main market as a whole.

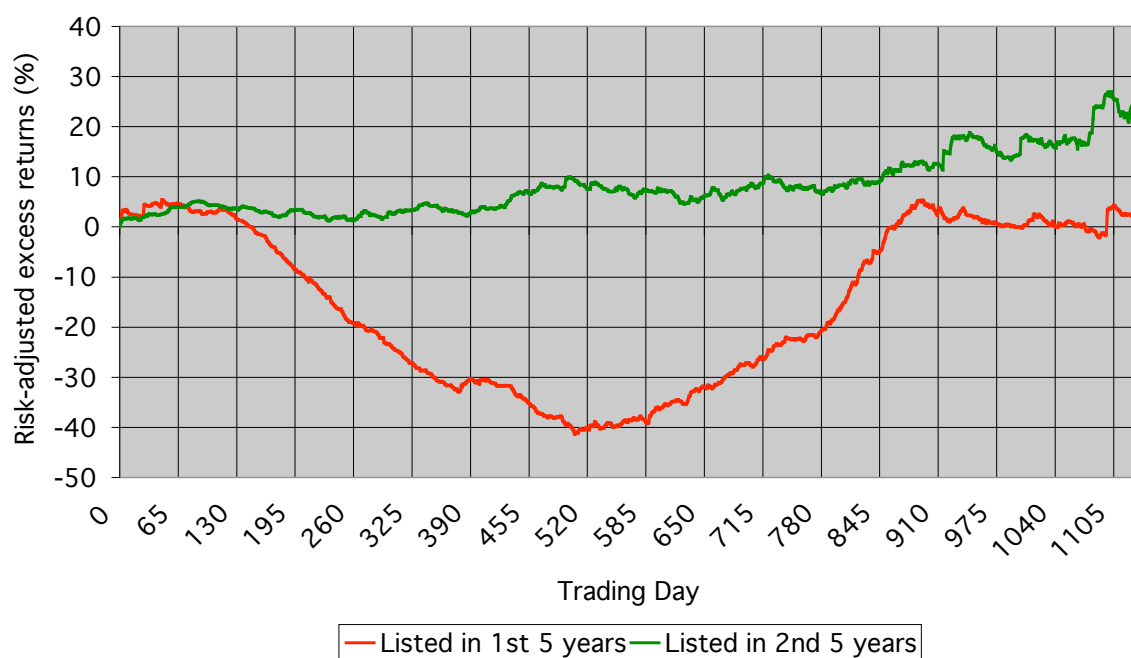
Figure 9: Sustained performance from AIM listings



Over the last decade, companies listed on the AIM have generated over 60% in long-term value. It can be seen that the financial sector follows a very similar pattern of performance to the non-financial sector. Subsequent graphs focus on the non-financial sector.

The growing maturity of the AIM continues to improve the value impact. Figure 10 illustrates the performance of non-financial firms during the first five years of AIM illustrated against their performance in the most recent five years.

Figure 10: The AIM comes of age

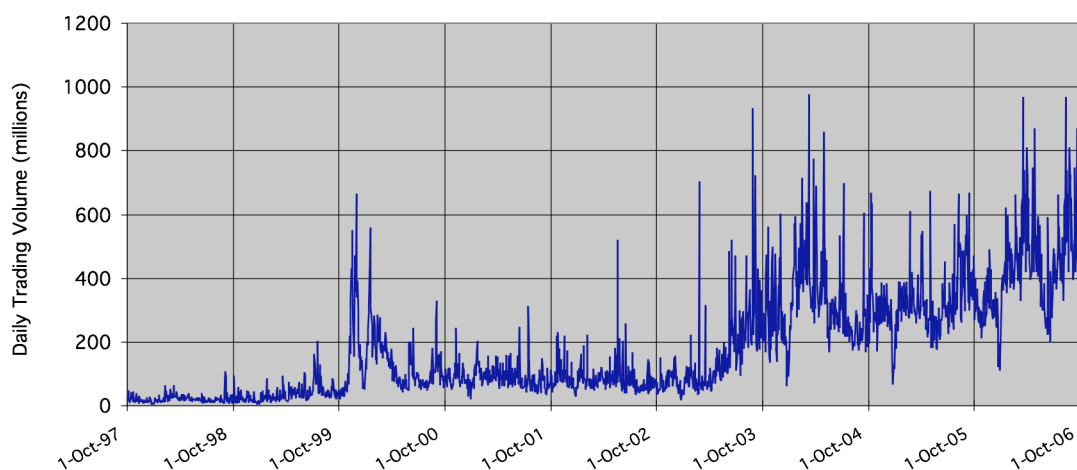


Those listed in the second five years of AIM produce strong returns throughout the period. Firms listed in the first five years of AIM generate an average 2% of value by the end of the five-year period. Firms listed in the second five years of AIM, however, generate 25% of value, on average, in the period. Again, these returns are presented on a risk-adjusted basis and excess to the main market.

4 Evidence on the Liquidity Impact

This section evaluates the impact on liquidity of an AIM listing. The research results are consistent with the long-term performance results reported in the previous section. Figure 11 shows the average daily trading volumes for firms over time² until 31 October 2006.

Figure 11: Liquidity deepens as AIM matures



The graph illustrates the significant increase in liquidity in the second five years of the AIM from the first five years. The average daily volume traded in the second five years of the AIM is 261 million, over three times the average daily volume of 73 million traded in the first five years of the market.

² Daily trading volume data are available from 1 October 1997.

The Authors

Rory F Knight, MA (Oxon), MCom, PhD, CA Chairman, Oxford Metrica

Rory Knight has extensive experience of working and consulting in the financial and corporate sectors. For five years, he was Dean of Templeton College, University of Oxford, where he was responsible for Templeton's overall strategy and direction. Dr Knight is Dean Emeritus at Templeton and Fellow in Finance, and is co-author of *Financial Performance* (Butterworth-Heinemann, 2000). Previously a Deputy Director in the Swiss National Bank (SNB), his role included providing policy advice on international financial matters, and he retains significant links with central banks around the world.

Deborah J Pretty, BA (Hons), DPhil (Oxon), AIRM, ARM Principal, Oxford Metrica

Deborah Pretty has worked for several years in finance and corporate risk management, establishing integrative frameworks and connections between risk and value for many global firms. For three years, she was Marsh Research Fellow at Templeton, University of Oxford, where she undertook extensive empirical research in strategic risk and finance. Dr Pretty is author of *Risk Financing Strategies – The Impact on Shareholder Value* (RIRG, 1999). Previously, she was an Assistant Director in Sedgwick Energy and a risk finance analyst with Tillinghast-Towers Perrin in London and the United States.

Oxford Metrica

Oxford Metrica is an independent strategic advisor. The firm addresses the CEO agenda and focuses on risk, value, reputation and governance - the strategic aspects of financial performance. The firm connects financial and risk theory with real data to provide empirical, quantitative and practical analysis for financial and corporate clients worldwide. Oxford Metrica is about ideas with impact. The firm's Principals are privileged to have worked with many of the world's leading firms including:

ABB	General Electric	Reed Elsevier
Accenture	Giuliani Group	Reuters
AIG	Gold Fields	Royal Dutch Shell
Aon	Hill & Knowlton	Royal & SunAlliance
Aviva	Huhtamaki	Schroders
BAA	IBM	SCOR
BAE Systems	ICN Telecom	Serono
Baxter	ING Group	Solvay
BP	Intel	Storebrand
Bristol Myers Squibb	Invesco	Sun Microsystems
Cisco Systems	KBC Peel Hunt	Swiss Life
Credit Suisse	Marsh	Swiss Re
De Beers	Munich Re	Tesco
Deloitte Touche Tohmatsu	Nestlé	The Bank of New York
Deutsche Bank	Novartis	UBS
Ernst & Young	Novo Nordisk	Williams
Exxon Mobil	P&O	Xilinx
FM Global	PricewaterhouseCoopers	Zurich Financial Services

For further details, please contact: www.oxfordmetrica.com



**OXFORD
METRICA**

**Companies Listed on the London Stock Exchange AIM
At 30th Sep 2006**

List date	Company	Sub sector	Country of Origin	Mkt Cap £m
9-Apr-01	FIRST QUANTUM MINERALS	Nonferrous Metals	Canada	1,528.19
12-Jun-00	SIBIR ENERGY	Exploration & Production	UK	1,348.41
11-Nov-05	NEW STAR ASSET MANAGEMENT GROUP	Asset Managers	UK	1,282.01
28-Nov-03	YAMANA GOLD INC	Gold Mining	Canada	1,246.01
30-Sep-03	BEMA GOLD CORP	Gold Mining	Canada	1,078.81
29-Apr-02	PETER HAMBRO MINING	Gold Mining	UK	934.85
17-Jul-06	NIKANOR PLC	Nonferrous Metals	UK	801.34
30-Jan-01	SPORTINGBET	Gambling	UK	770.71
30-Jul-02	FIRST CALGARY PETROLEUMS	Exploration & Production	Canada	710.22
1-Dec-03	MONSOON	Apparel Retailers	UK	704.79
16-Dec-05	LANCASHIRE HLDGS	Property & Casualty Insurance	Bermuda	676.68
25-Aug-06	URASIA ENERGY LTD	General Mining	Canada	614.05
19-Mar-02	HARDMAN RESOURCES NL	Exploration & Production	Australia	585.60
28-Mar-06	PLAYTECH	Gambling	British Virgin Islands	531.20
9-Oct-02	CENTRAL AFRICAN MINING & EXPLORTN	General Mining	UK	523.53
23-Dec-03	OILEXCO INC	Exploration & Production	Canada	501.32
29-Jul-05	RAVEN RUSSIA	Real Estate Holding & Development	UK	454.39
9-Aug-05	URALS ENERGY PUBLIC CO	Exploration & Production	Cyprus	447.53
14-Apr-04	NETELLER	Specialty Finance	UK	422.45
16-Mar-04	RAB CAPITAL	Specialty Finance	UK	414.85
21-May-04	SONGBIRD ESTATES	Real Estate Holding & Development	UK	398.72
22-Jun-05	CANACCORD CAPITAL INC	Investment Services	Canada	394.66
30-Mar-06	PEACH HLDGS INC	Specialty Finance	USA	391.04
17-Jun-05	WHITE NILE	Exploration & Production	UK	362.17
23-May-05	UBIQUITY SOFTWARE CORP	Software	UK	360.58
5-Jul-05	YOUNG & CO'S BREWERY	Restaurants & Bars	UK	350.91
5-Apr-04	IMPERIAL ENERGY CORP	Exploration & Production	UK	348.12
14-Dec-05	DAWNAY DAY TREVERIA	Real Estate Holding & Development	UK	339.74
21-Apr-05	TRADING EMISSIONS	Specialty Finance	UK	338.20
12-Jun-03	CENTURION ENERGY INTERNATIONAL INC	Exploration & Production	Canada	329.71
15-Sep-05	CLIPPER WINDPOWER	Electricity	UK	314.62
17-Aug-06	GREEN DRAGON GAS LTD	Coal	Cayman Islands	302.45
6-Sep-04	ROC OIL CO LTD	Exploration & Production	Australia	301.80
27-Mar-96	NUMIS CORP	Investment Services	UK	283.29
17-Dec-02	HIGHLAND GOLD MINING	Gold Mining	UK	276.57
27-Oct-05	MAX PETROLEUM	Exploration & Production	UK	267.52
2-Dec-05	GENUS	Biotechnology	UK	266.16
21-Oct-02	STERLING ENERGY	Exploration & Production	UK	259.55
24-Nov-99	DOMINO'S PIZZA UK & IRL	Restaurants & Bars	UK	258.43
4-Apr-06	ENERGY XXI(BERMUDA)	Exploration & Production	Bermuda	249.81
15-Sep-05	STEPPE CEMENT	Building Materials & Fixtures	Malaysia	249.66
12-May-04	STAR ENERGY GROUP	Exploration & Production	UK	245.66
6-Jul-04	SYNERGY HEALTHCARE	Health Care Providers	UK	244.03
23-Oct-02	PIPEX COMMUNICATIONS PLC	Fixed Line Telecommunications	UK	243.25
22-Sep-06	INVISTA REAL ESTATE INV MNGMT HLDGS	Real Estate Investment Trusts	UK	240.18
11-Mar-02	JAMES HALSTEAD	Building Materials & Fixtures	UK	235.48
12-Jun-06	LEO CAPITAL	Specialty Finance	UK	230.30
19-Apr-04	ACCIDENT EXCHANGE GROUP	Specialty Finance	UK	223.40
21-Apr-06	TRINITY CAPITAL	Real Estate Holding & Development	UK	219.04
16-Dec-02	DEBT FREE DIRECT GROUP	Specialty Finance	UK	217.40
30-Nov-98	CONNAUGHT	Business Support Services	UK	215.79
16-Dec-05	XXI CENTURY INVESTMENTS	Real Estate Holding & Development	Cyprus	213.77
31-Oct-95	INTERNATIONAL GREETINGS	Publishing	UK	205.46
9-Dec-04	EQUATOR EXPLORATION	Exploration & Production	British Virgin Islands	202.94
10-Aug-06	PLATMIN LIMITED	Platinum & Precious Metals	Canada	200.37
1-Jun-06	DATAFLASH GROUP	Financial Administration	UK	200.34
30-Nov-04	EUROPEAN GOLDFIELDS	Gold Mining	Canada	199.49
27-Sep-02	REGAL PETROLEUM	Exploration & Production	UK	198.08
16-Feb-06	QUEST CAPITAL CORP	Specialty Finance	Canada	197.98
13-Aug-04	WICHFORD	Real Estate Holding & Development	UK	197.57
15-Jun-05	EMPIRE ONLINE	Gambling	British Virgin Islands	196.16
11-Nov-96	MAJESTIC WINE	Food Retailers & Wholesalers	UK	195.43
20-Jul-05	UTILICO EMERGING MARKETS LTD	Equity Investment Instruments	Bermuda	195.07
14-Jul-06	EASTERN PLATINUM LTD	Platinum & Precious Metals	Canada	194.65
28-Jun-06	IRF EUROPEAN FINANCE INVESTMENTS	Banks	Bermuda	194.51
15-Jun-05	RAMBLER MEDIA	Publishing	UK	194.46
31-Dec-03	ARICOM	General Mining	UK	193.92
4-Jul-06	EROS INTERNATIONAL	Broadcasting & Entertainment	UK	193.50
16-Mar-06	PUMA BRANDENBURG	Real Estate Holding & Development	UK	192.40
15-Aug-02	C.I.TRADERS	Restaurants & Bars	UK	192.31
17-May-06	EUROPEAN ISLAMIC INVESTMENT BANK	Banks	UK	191.68
31-Jul-06	IMPERIAL INNOVATIONS GROUP	Specialty Finance	UK	190.41
8-Aug-06	RENESOLA LTD	Electrical Components & Equipment	British Virgin Islands	189.50
4-Apr-06	CHARLEMAGNE CAPITAL LTD	Asset Managers	Cayman Islands	187.30
28-Sep-05	I-MATE	Telecommunications Equipment	UK	182.53
16-Nov-04	ABBEY	Heavy Construction	Republic of Ireland	182.03
21-Jun-06	MAY GURNEY INTEGRATED SERVICES	Business Support Services	UK	179.10
20-Jul-04	HAMWORTHY	Industrial Machinery	UK	173.86
6-Apr-05	OMEGA UNDERWRITING HLDGS	Specialty Finance	UK	173.71
1-Jul-04	KIRKLAND LAKE GOLD INC	Gold Mining	Canada	169.61



**OXFORD
METRICA**

**Companies Listed on the London Stock Exchange AIM
At 30th Sep 2006**

List date	Company	Sub sector	Country of Origin	Mkt Cap £m
2-Mar-04	TOREX RETAIL	Computer Services	UK	169.43
10-Feb-05	SIERRA LEONE DIAMOND CO	Diamonds & Gemstones	Bermuda	166.41
30-Dec-99	LONDON SECURITY PLC	Business Support Services	UK	166.27
31-May-06	DEVELICA DEUTSCHLAND	Equity Investment Instruments	UK	165.97
17-Jun-05	PETRA DIAMONDS	Diamonds & Gemstones	Bermuda	165.54
8-Sep-04	GULF KEYSTONE PETROLEUM	Exploration & Production	Bermuda	165.20
3-Jul-06	EUROPE VISION PLC	Specialty Finance	UK	163.31
10-Mar-06	FUN TECHNOLOGIES INC	Gambling	Canada	162.16
13-Dec-05	SERICA ENERGY	Exploration & Production	UK	160.37
30-Sep-03	VIETNAM OPPORTUNITY FUND	Equity Investment Instruments	Cayman Islands	160.37
7-Jun-05	HARDY OIL & GAS	Exploration & Production	UK	159.87
11-Jul-05	AFRIORE	Platinum & Precious Metals	British Virgin Islands	157.27
14-Apr-03	CONSOLIDATED MINERALS	General Mining	Australia	157.23
4-Oct-96	MEARS GROUP	Business Support Services	UK	156.78
28-Dec-05	OTTOMAN FUND(THE)	Equity Investment Instruments	UK	156.00
30-Sep-05	INTERNATIONAL FERRO METALS	Steel	Australia	154.88
21-Sep-06	PACIFIC ALLIANCE ASIA OPPORTUNITY FD	Equity Investment Instruments	Cayman Islands	153.68
19-Dec-05	ECOSECURITIES GROUP	Investment Services	Republic of Ireland	153.02
2-Jul-04	VECTURA GROUP	Pharmaceuticals	UK	152.73
30-Jun-97	GRIFFIN MINING	General Mining	Bermuda	152.31
15-May-06	BLACKROCK INTERNATIONAL LAND	Real Estate Holding & Development	Republic of Ireland	151.65
4-Aug-05	RELIANCE SECURITY GROUP	Business Support Services	UK	151.49
17-Mar-06	SPEYMILL DEUTSCHE IMMOBILIEN CO	Real Estate Holding & Development	UK	151.30
14-Dec-05	EQUEST BALKAN PROPERTIES	Real Estate Holding & Development	UK	150.50
1-Mar-06	ATLAS ESTATES	Real Estate Holding & Development	UK	150.29
27-Jan-03	CAPE PLC	Business Support Services	UK	150.15
29-Nov-05	HANSTEEN HLDGS	Real Estate Holding & Development	UK	150.00
17-Dec-03	RAVEN MOUNT	Real Estate Holding & Development	UK	149.50
26-Aug-04	SPICE HLDGS	Business Support Services	UK	148.40
15-Aug-05	DART GROUP PLC	Delivery Services	UK	147.46
24-May-06	PROSPERITY MINERALS HLDGS	Building Materials & Fixtures	UK	145.83
11-Apr-06	INGENIOUS MEDIA ACTIVE CAPITAL	Specialty Finance	UK	145.50
18-Sep-03	CLIMATE EXCHANGE	Equity Investment Instruments	UK	145.07
9-Oct-00	GEORGICA PLC	Recreational Services	UK	144.01
26-Jul-05	DAWNAY DAY CARPATHIAN	Real Estate Holding & Development	UK	143.61
25-May-06	CLOSE ALLBLUE FUND	Equity Investment Instruments	UK	143.49
28-Oct-02	M.P.EVANS GROUP	Farming & Fishing	UK	141.52
22-Dec-05	CHINA REAL ESTATE OPPORTUNITIES SA	Real Estate Holding & Development	Luxembourg	140.30
24-Mar-06	MOTO GOLDMINES LTD	Gold Mining	Canada	139.59
27-Apr-05	MARCH NETWORKS CORP	Electronic Equipment	Canada	138.35
25-Nov-04	CERES POWER HLDGS	Electrical Components & Equipment	UK	136.44
23-May-06	BATEMAN LITWIN N.V.	Oil Equipment & Services	Netherlands	135.56
31-Mar-04	EUROPEAN NICKEL	General Mining	UK	131.73
23-Dec-04	121MEDIA INC	Media Agencies	USA	131.14
25-Sep-02	TERRACE HILL GROUP	Real Estate Holding & Development	UK	130.59
2-Dec-05	INDAGO PETROLEUM	Exploration & Production	UK	129.33
26-Sep-06	CODA PLC	Software	UK	129.32
22-Mar-06	VINALAND	Real Estate Holding & Development	Cayman Islands	128.24
12-Oct-04	XL TECHGROUP INC	Biotechnology	USA	128.21
2-Jul-04	RC GROUP HLDGS	Software	Bermuda	128.04
31-May-02	AFRICAN PLATINUM	Platinum & Precious Metals	UK	128.03
25-Aug-05	TITANIUM RESOURCES GROUP	General Mining	British Virgin Islands	127.43
26-Oct-05	ACCSYS TECHNOLOGIES	Diversified Industrials	UK	126.58
28-Jul-06	KIMBERLEY DIAMOND CO NL	Diamonds & Gemstones	Australia	125.48
4-Aug-03	CAMBRIAN MINING	General Mining	UK	124.65
26-Jul-02	AVOCET MINING	Gold Mining	UK	124.01
27-Mar-06	O TWELVE ESTATES	Real Estate Holding & Development	UK	123.11
3-Aug-05	ASIAN CITRUS HLDGS	Farming & Fishing	Bermuda	123.08
21-Mar-02	PREZZO	Restaurants & Bars	UK	122.74
21-Dec-01	CENTAMIN EGYPT	Gold Mining	Australia	122.74
29-Jun-99	CPL RESOURCES	Business Training & Employment Agencies	Republic of Ireland	122.14
15-Dec-05	VALUE CATALYST FUND(THE)	Equity Investment Instruments	Cayman Islands	121.24
14-Jun-06	MECOM GROUP	Publishing	UK	120.69
30-Jul-03	ANTRIM ENERGY INC	Exploration & Production	Canada	120.51
2-Jun-06	INSPIRED GAMING GROUP	Gambling	UK	119.25
14-Jul-05	ORCHID DEVELOPMENTS GROUP	Real Estate Holding & Development	Cayman Islands	117.80
11-Jul-06	AMARIN CORP PLC	Biotechnology	UK	117.70
1-May-02	VANTIS	Specialty Finance	UK	117.03
13-Oct-05	INSPICIO	Business Support Services	UK	116.95
1-Mar-04	CIVICA	Software	UK	116.64
1-Oct-04	BEGBIES TRAYNOR GROUP	Business Support Services	UK	115.87
26-May-05	PUNCH GRAPHIX PLC	Electronic Equipment	UK	115.43
11-Jun-04	ITM POWER	Electrical Components & Equipment	UK	115.32
3-Jun-05	ADVENT CAPITAL HLDGS PLC	Property & Casualty Insurance	UK	112.73
25-Apr-06	COMMODITRADE INC	Investment Services	Cayman Islands	111.94
10-Aug-06	JUMPTV INC	Broadcasting & Entertainment	Canada	111.11
27-Jun-06	NANETTE REAL ESTATE GROUP NV	Real Estate Holding & Development	Netherlands	111.04
21-Oct-05	BATEMAN ENGINEERING N.V.	Industrial Machinery	Netherlands	110.91
21-Apr-06	URAMIN INC	Nonferrous Metals	British Virgin Islands	110.55
3-Dec-04	PREMIER RESEARCH GROUP	Pharmaceuticals	UK	109.62



**OXFORD
METRICA**

**Companies Listed on the London Stock Exchange AIM
At 30th Sep 2006**

List date	Company	Sub sector	Country of Origin	Mkt Cap £m
14-Oct-05	DIC ENTERTAINMENT HLDGS INC	Broadcasting & Entertainment	USA	109.60
11-Nov-03	RWS HLDGS	Business Support Services	UK	109.43
7-Dec-04	GOALS SOCCER CENTRES	Recreational Services	UK	109.11
21-Dec-04	EGDON RESOURCES	Exploration & Production	UK	108.87
24-Jun-05	PROVIDENCE RESOURCES	Exploration & Production	Republic of Ireland	108.56
10-Dec-01	ZINCOX RESOURCES	General Mining	UK	107.58
1-Apr-05	NAUTICAL PETROLEUM	Exploration & Production	UK	107.21
27-Jun-03	FAROE PETROLEUM PLC	Exploration & Production	UK	107.17
28-Jun-01	GW PHARMACEUTICALS	Pharmaceuticals	UK	106.97
18-May-04	CROSBY CAPITAL PARTNERS INC	Specialty Finance	Cayman Islands	106.78
15-Dec-05	ENGEL EAST EUROPE N.V.	Real Estate Holding & Development	Netherlands	106.65
14-Jul-03	AFRICAN DIAMONDS	Diamonds & Gemstones	UK	105.07
21-Mar-06	SANDVINE CORP	Telecommunications Equipment	Canada	104.82
6-Feb-06	BODISEN BIOTECH INC	Specialty Chemicals	USA	104.42
3-Mar-06	ABSOLUTE CAPITAL MANAGEMENT HLDGS	Asset Managers	Cayman Islands	104.19
10-Mar-97	DOBBIES GARDEN CENTRES	Specialty Retailers	UK	104.12
8-Dec-05	DOLPHIN CAPITAL INVESTORS	Real Estate Holding & Development	British Virgin Islands	103.55
23-May-01	IMPRINT	Business Training & Employment Agencies	UK	103.55
14-Mar-05	AFREN	Exploration & Production	UK	103.39
7-Jul-05	BANKERS PETROLEUM	Exploration & Production	Canada	103.19
27-Jul-04	VICTORIA OIL & GAS	Exploration & Production	UK	102.80
14-Oct-02	CELTIC RESOURCES HLDGS	Gold Mining	Republic of Ireland	102.70
5-Jun-06	MACAU PROPERTY OPPORTUNITIES FUND	Specialty Finance	UK	102.11
12-Oct-05	CARETECH HOLDINGS	Health Care Providers	UK	101.45
6-Jul-04	PFI INFRASTRUCTURE CO	Equity Investment Instruments	UK	99.40
23-Dec-96	SUTTON HARBOUR HLDGS	Transportation Services	UK	98.88
20-Jul-05	JS REAL ESTATE	Real Estate Holding & Development	UK	98.51
4-Aug-04	GREYSTAR RESOURCES	General Mining	Canada	98.26
10-May-04	DEALOGIC(HOLDINGS)	Software	UK	97.85
13-Dec-05	GREAT EASTERN ENERGY CORP	Exploration & Production	India	97.18
4-Apr-06	LUPUS CAPITAL	Specialty Finance	UK	97.06
29-Sep-04	EUROPEAN MINERALS CORPORATION	General Mining	British Virgin Islands	97.03
2-Jun-99	BB HLDGS	Business Support Services	Belize (British Honduras)	96.08
9-Mar-05	ACCUMA GROUP	Specialty Finance	UK	95.15
1-Jun-05	TALARIUS	Gambling	UK	94.39
11-Apr-05	UTEK CORP	Specialty Finance	USA	93.99
31-Mar-04	AZTEC RESOURCES LIMITED	General Mining	Australia	93.90
11-Dec-03	SINCLAIR PHARMA	Pharmaceuticals	UK	93.32
15-Dec-04	AUGEAN	Waste & Disposal Services	UK	93.16
11-Jun-04	NICHOLS	Soft Drinks	UK	92.98
25-Sep-95	ALBEMARLE & BOND HLDGS	Consumer Finance	UK	92.44
26-Apr-05	PANMURE GORDON & CO	Investment Services	UK	92.30
14-Dec-05	CARLUCCIO'S	Restaurants & Bars	UK	92.30
3-Nov-05	ABCAM	Biotechnology	UK	92.13
30-Nov-05	HARGREAVES SERVICES	Business Support Services	UK	92.10
2-Mar-06	CERAMIC FUEL CELLS	Electrical Components & Equipment	Australia	91.30
2-Jun-05	FIREONE GROUP	Financial Administration	Republic of Ireland	91.01
25-Apr-05	YOUGOV	Media Agencies	UK	90.91
30-Mar-06	MORSON GROUP	Business Training & Employment Agencies	UK	90.46
12-Jun-02	YM BIOSCIENCES INC	Biotechnology	Canada	89.87
16-May-06	GEOPARK HLDGS	Exploration & Production	Bermuda	89.71
19-May-06	HUTCHISON CHINA MEDITECH	Pharmaceuticals	Cayman Islands	89.62
26-Sep-01	PETROCELTIC INTERNATIONAL	Exploration & Production	Republic of Ireland	89.22
15-Dec-04	URUGUAY MINERAL EXPLORATION	Diamonds & Gemstones	Canada	89.18
26-Jan-06	BLACKSTAR INVESTORS	Equity Investment Instruments	UK	88.27
25-Sep-95	N.W.F GROUP	Industrial Suppliers	UK	88.00
14-Jul-04	NCC GROUP	Computer Services	UK	87.54
21-Jul-06	NUFCOR URANIUM LTD	Equity Investment Instruments	UK	86.96
31-Oct-05	SPACELABS HEALTHCARE INC	Medical Equipment	USA	86.85
14-Dec-01	TELFORD HOMES	Home Construction	UK	86.78
16-May-06	ACERTEC	Steel	UK	86.78
13-Apr-04	OMEGA INTERNATIONAL GRP	Building Materials & Fixtures	UK	86.75
16-Feb-06	EXCAPSA SOFTWARE INC	Gambling	Canada	86.71
30-Dec-03	TANFIELD GROUP	Business Support Services	UK	86.68
26-Sep-95	LAWRENCE	Pharmaceuticals	UK	86.65
8-Apr-05	GULFSANDS PETROLEUM	Exploration & Production	UK	86.18
25-Sep-06	PETROWORLD CORP	Exploration & Production	Cayman Islands	85.63
27-Feb-06	AGI THERAPEUTICS	Pharmaceuticals	Republic of Ireland	85.28
26-May-05	INSPACE	Business Support Services	UK	85.05
27-Jun-05	ARBUTHNOT BANKING GROUP	Specialty Finance	UK	85.04
27-Apr-06	BALTIC OIL TERMINALS	Exploration & Production	UK	84.72
30-Dec-05	TITAN EUROPE	Commercial Vehicles & Trucks	UK	84.15
21-Jun-06	INTERMAP TECHNOLOGIES CORP	Electronic Equipment	Canada	84.15
22-Nov-05	DAVENHAM GROUP	Specialty Finance	UK	84.07
12-Nov-04	AFRICAN COPPER	Nonferrous Metals	UK	83.93
22-Dec-95	NORTHERN PETROLEUM	Exploration & Production	UK	83.76
2-Dec-04	BALLARAT GOLDFIELDS NL	Gold Mining	Australia	83.73
9-Dec-04	INTERACTIVE PROSPECT TARGETING HLDG	Media Agencies	UK	83.58
22-Jun-05	DEBTMATTERS GROUP PLC	Specialty Finance	UK	83.32
19-Apr-06	QUADRISE FUELS INTERNATIONAL	Exploration & Production	UK	83.00



**OXFORD
METRICA**

**Companies Listed on the London Stock Exchange AIM
At 30th Sep 2006**

List date	Company	Sub sector	Country of Origin	Mkt Cap £m
26-Oct-05	MWANA AFRICA	Gold Mining	UK	82.70
11-Jun-04	ATH RESOURCES	Coal	UK	82.56
11-Oct-04	ALLERGY THERAPEUTICS	Pharmaceuticals	UK	82.36
16-Jan-06	ASIAN GROWTH PROPERTIES	Real Estate Holding & Development	British Virgin Islands	81.64
23-May-96	MULBERRY GROUP	Apparel Retailers	UK	81.51
21-Jul-04	CLEARSPED TECHNOLOGY	Semiconductors	UK	81.32
14-Nov-00	MEDICAL MARKETING INTERNATIONAL GRP	Pharmaceuticals	UK	81.20
24-Dec-01	ANDREWS SYKES GROUP	Business Support Services	UK	81.17
23-Feb-06	ECONERGY INTERNATIONAL	Specialty Finance	UK	80.91
1-Nov-99	DESIRE PETROLEUM	Exploration & Production	UK	80.42
20-Oct-05	GALAPAGOS NV	Biotechnology	Belgium	80.39
7-Oct-04	WESTERN CANADIAN COAL CORP	General Mining	Canada	80.05
15-Jul-02	UKBETTING	Gambling	UK	79.67
29-Jul-04	PHOSPHAGENICS	Pharmaceuticals	Australia	79.28
4-May-05	RDF MEDIA PLC	Broadcasting & Entertainment	UK	79.04
26-Jun-06	NORKOM GROUP PLC	Software	Republic of Ireland	79.02
27-Nov-00	PERSONAL GROUP HLDGS	Insurance Brokers	UK	77.90
31-Mar-03	HUVEAUX PLC	Publishing	UK	77.52
16-Nov-04	CHACO RESOURCES.	Exploration & Production	UK	77.45
20-Apr-06	DEUTSCHE LAND	Real Estate Holding & Development	UK	77.44
21-Dec-05	MWB BUSINESS EXCHANGE	Business Support Services	UK	77.05
23-Sep-05	SYNDICATE ASSET MANAGEMENT	Asset Managers	UK	76.68
17-Feb-00	IDEAL SHOPPING DIRECT	Broadline Retailers	UK	75.94
6-Jan-06	ACP CAPITAL	Specialty Finance	UK	75.75
28-Apr-06	CROSS SHORE ACQUISITION CORP	Specialty Finance	USA	75.41
23-Mar-05	IBS OPENSYSYSTEMS	Software	UK	75.40
14-Oct-04	FALKLAND OIL & GAS	Exploration & Production	Falkland Islands	74.38
10-May-06	EREDENE CAPITAL	Real Estate Holding & Development	UK	74.03
21-Sep-04	CASPIAN ENERGY INC	Exploration & Production	Canada	73.96
25-May-00	AERO INVENTORY	Aerospace	UK	73.37
4-Jul-06	NATIONWIDE ACCIDENT REPAIR SERVICES	Business Support Services	UK	73.14
19-Jul-06	WEATHERLY INTERNATIONAL	General Mining	UK	72.98
22-Dec-05	INDIA CAPITAL GROWTH FUND	Equity Investment Instruments	UK	72.90
1-Feb-06	XCOUNTER AB	Medical Equipment	Sweden	72.84
10-Nov-03	CLAPHAM HOUSE GROUP(THE)	Restaurants & Bars	UK	72.79
16-Aug-01	COLLIERS CRE	Real Estate Holding & Development	UK	72.58
16-May-05	RENEWABLE ENERGY GENERATION	Multiutilities	UK	72.43
26-Jun-06	ARC CAPITAL HLDGS LTD	Equity Investment Instruments	Cayman Islands	72.12
10-Nov-05	NEWCOURT GROUP	Business Support Services	Republic of Ireland	71.54
28-Oct-99	NEWMEDIA SPARK	Equity Investment Instruments	UK	71.45
26-Jul-06	ACP MEZZANINE LIMITED	Equity Investment Instruments	UK	71.41
1-Sep-04	CAPITAL MANAGEMENT & INVESTMENT	Specialty Finance	UK	71.17
31-May-05	RAB SPECIAL SITUATIONS CO	Equity Investment Instruments	UK	71.15
6-Jan-06	THORPE(F.W.)	Electrical Components & Equipment	UK	70.97
9-Jul-04	AVANTI SCREENMEDIA GROUP	Broadcasting & Entertainment	UK	70.72
30-Jun-98	INTERIOR SERVICES GROUP	Business Support Services	UK	70.57
26-Apr-06	EUROPEAN EQUITY TRANCHE INCOME	Equity Investment Instruments	UK	70.25
18-Mar-05	SHED PRODUCTIONS	Broadcasting & Entertainment	UK	70.10
16-Nov-05	ANZON ENERGY	Integrated Oil & Gas	Australia	69.88
1-Aug-06	INDIA HOSPITALITY CORP	Specialty Finance	Cayman Islands	69.64
20-Dec-04	PURE WAFER	Semiconductors	UK	69.55
17-Aug-00	COMPUTER SOFTWARE GROUP	Software	UK	69.19
7-Apr-05	LEADCOM INTEGRATED SOLUTIONS	Telecommunications Equipment	Israel	68.98
6-Jul-06	SUN TV SHOP PLC	Specialty Finance	Republic of Ireland	68.49
16-Aug-06	NORTH REAL ESTATE OPPORTUNITIES FD	Equity Investment Instruments	UK	68.40
25-Apr-06	CAMCO INTERNATIONAL	Business Support Services	UK	68.20
19-Apr-00	IOMART GROUP	Internet	UK	67.83
15-Aug-05	CARDPOINT	Business Support Services	UK	67.40
5-May-00	THOMSON INTERMEDIA	Media Agencies	UK	67.32
7-Apr-06	IX EUROPE	Business Support Services	UK	67.31
24-Mar-06	AURORA RUSSIA	Specialty Finance	UK	67.13
15-Jun-05	BILLING SERVICES GROUP	Financial Administration	Bermuda	67.05
20-Mar-06	AQUA BOUNTY TECHNOLOGIES INC	Biotechnology	USA	66.97
3-Oct-01	ASOS	Apparel Retailers	UK	66.93
30-Jun-05	MAVINWOOD	Business Support Services	UK	66.75
30-Sep-05	IRISH ESTATES	Business Support Services	Republic of Ireland	66.63
10-Jun-05	RENOVA ENERGY PLC	Commodity Chemicals	UK	66.14
6-Jun-06	ITHACA ENERGY INC	Exploration & Production	Canada	65.83
30-Sep-03	IQE PLC	Semiconductors	UK	65.75
29-Oct-04	D1 OILS	Specialty Chemicals	UK	65.18
22-May-03	BIOPROGRESS	Pharmaceuticals	UK	64.22
3-Mar-06	BETEX GROUP	Gambling	UK	63.45
10-Jun-05	SMC GROUP	Heavy Construction	UK	63.29
27-Jul-06	EL ORO & EXPLORATION CO	Specialty Finance	UK	63.01
12-Dec-05	WORLD GAMING	Gambling	UK	62.86
25-May-05	TOLUNA	Media Agencies	UK	62.49
11-Mar-04	2 ERGO GROUP	Mobile Telecommunications	UK	62.29
23-Dec-03	GALAHAD GOLD	Gold Mining	UK	62.14
15-Jun-06	VIETNAM HLDG LTD	Equity Investment Instruments	Cayman Islands	61.98
20-May-04	OAKDENE HOMES	Home Construction	UK	61.64



**OXFORD
METRICA**

**Companies Listed on the London Stock Exchange AIM
At 30th Sep 2006**

List date	Company	Sub sector	Country of Origin	Mkt Cap £m
6-Nov-03	ROMAG HLDGS	Building Materials & Fixtures	UK	61.34
14-Jul-04	M&C SAATCHI	Media Agencies	UK	61.25
20-Jul-05	OXONICA	Specialty Chemicals	UK	61.21
13-May-05	METAL-TECH	Specialty Chemicals	Israel	60.44
7-Dec-04	BOWLEVEN	Exploration & Production	UK	60.26
25-Mar-04	ALBIDON LD	General Mining	British Virgin Islands	60.23
26-May-05	POWERLEAGUE GROUP	Recreational Services	UK	60.14
16-Feb-05	LA TASCA GROUP	Restaurants & Bars	UK	60.12
19-Feb-99	GOLDEN PROSPECT	Equity Investment Instruments	UK	60.06
26-Feb-01	LONRHO AFRICA	Hotels	UK	59.42
30-Nov-05	PLATINUM AUSTRALIA LTD	Platinum & Precious Metals	Australia	58.44
14-Jul-00	LIBERTY	Apparel Retailers	UK	58.22
16-Nov-05	MEDITERRANEAN OIL & GAS	Exploration & Production	UK	58.15
23-Sep-05	32RED	Gambling	Gibraltar	57.68
29-Dec-00	TENON GROUP	Specialty Finance	UK	57.56
1-Jul-96	HEAVITREE BREWERY	Restaurants & Bars	UK	57.48
8-May-06	H & T GROUP	Specialty Retailers	UK	57.46
22-May-06	REDSTONE	Computer Services	UK	57.01
15-Mar-06	LONDON ASIA CHINESE PRIVATE EQUITY	Equity Investment Instruments	UK	57.00
12-Dec-97	GOOCH & HOUSEGO	Industrial Machinery	UK	56.70
9-Dec-05	PLEXUS HLDGS	Oil Equipment & Services	UK	56.53
14-Jun-05	RUGBY ESTATES	Real Estate Holding & Development	UK	56.49
21-Apr-05	GSH GROUP	Business Support Services	UK	55.86
25-May-06	SUMMIT GERMANY	Real Estate Holding & Development	UK	55.79
14-Dec-01	EXPOMEDIA GROUP PLC	Media Agencies	UK	55.63
12-Jun-06	CALYX GROUP	Telecommunications Equipment	Republic of Ireland	55.58
20-Aug-04	TANZANITE ONE	General Mining	Bermuda	54.67
10-Nov-05	CHRISTIE GROUP	Business Support Services	UK	54.67
14-Mar-05	BLACK SEA PROPERTY FUND(THE)	Equity Investment Instruments	UK	54.53
29-Sep-06	HYDROGEN GROUP PLC	Business Training & Employment Agencies	UK	54.33
14-Mar-06	PLATINUM DIVERSIFIED MINING INC	Specialty Finance	Cayman Islands	54.21
13-Mar-00	EUROVESTECH	Specialty Finance	UK	54.20
16-Apr-04	SOVEREIGN REVERSIONS	Real Estate Holding & Development	UK	54.13
10-Jun-04	HAMBLEDON MINING	Gold Mining	UK	54.02
16-Oct-00	ITIS HLDGS	Transportation Services	UK	53.83
23-May-01	PURSUIT DYNAMICS	Industrial Machinery	UK	53.69
25-Jul-00	INTECHNOLOGY	Computer Services	UK	53.62
17-Mar-06	INVOCAS GROUP	Specialty Finance	UK	53.56
22-Aug-06	AURELIAN OIL & GAS PLC	Exploration & Production	UK	53.36
5-Jun-06	BRINKLEY MINING	Nonferrous Metals	UK	53.33
28-Jun-02	GLISTEN PLC	Food Products	UK	53.30
6-Sep-06	GMO LTD	Mobile Telecommunications	UK	53.13
18-Feb-05	ALTERNATIVE NETWORKS	Fixed Line Telecommunications	UK	53.13
23-Jan-04	TOTTENHAM HOTSPUR	Recreational Services	UK	53.12
24-May-05	BORDERS & SOUTHERN PETROLEUM	Exploration & Production	UK	52.99
12-Aug-04	AZURE DYNAMICS CORP	Auto Parts	Canada	52.76
26-Apr-06	OXFORD CATALYSTS GROUP	Specialty Chemicals	UK	52.51
7-Dec-04	ISLAND OIL & GAS	Exploration & Production	Republic of Ireland	52.22
31-Jul-06	TINCI HOLDINGS	Industrial Machinery	Hong Kong	52.16
30-Jun-05	PROMETHEAN	Specialty Finance	UK	51.88
14-Jul-06	SECURE DESIGN KK	Electronic Equipment	Japan	51.64
4-Apr-06	NORTHERN LYNX	Real Estate Holding & Development	UK	51.48
21-Dec-04	HYDRODEC GROUP	Exploration & Production	UK	51.36
3-Oct-95	PROTEOME SCIENCES	Pharmaceuticals	UK	51.17
13-Oct-03	NORTHERN RACING	Gambling	UK	51.09
28-Jun-00	LOK'N STORE GROUP	Business Support Services	UK	50.98
26-May-06	CIREF	Real Estate Holding & Development	UK	50.95
8-Dec-05	ORPAK SYSTEMS	Electronic Equipment	Israel	50.71
21-Jun-02	MONTEERRICO METALS	General Mining	UK	50.52
14-Oct-04	VASTOX	Pharmaceuticals	UK	50.24
14-Mar-05	FRONTERA RESOURCES CORP	Exploration & Production	USA	50.04
4-Feb-05	TERSUS ENERGY	Specialty Finance	UK	49.97
1-Sep-05	GTL RESOURCES	Exploration & Production	UK	49.95
31-Jul-02	JUBILEE PLATINUM	Platinum & Precious Metals	UK	49.84
18-Dec-03	CITY LOFTS GROUP	Real Estate Holding & Development	UK	49.80
4-Nov-05	MEDIA SQUARE	Media Agencies	UK	49.66
8-Feb-05	FIRSTAFRICA OIL	Exploration & Production	UK	49.50
11-Jul-05	SHANTA GOLD	Gold Mining	UK	49.04
13-Sep-04	SUPPORTA	Business Support Services	UK	48.99
12-Apr-06	CITY OF LONDON INVESTMENT GROUP	Asset Managers	UK	48.87
21-Aug-98	INTER LINK FOODS	Food Products	UK	48.80
25-Mar-02	GLOBAL ENERGY DEVELOPMENT	Exploration & Production	UK	48.75
26-Jul-05	ENOVA SYSTEMS INC	Auto Parts	USA	48.60
27-Jun-06	BRIDGEWELL GROUP PLC	Investment Services	UK	48.43
14-Sep-06	PROMETHEUS ENERGY CO	Exploration & Production	USA	48.40
29-Oct-01	RENEW HLDGS	Heavy Construction	UK	48.27
24-Mar-05	PLETHORA SOLUTIONS HLDGS	Pharmaceuticals	UK	48.24
8-Jun-99	METNOR GROUP	Diversified Industrials	UK	48.24
8-Sep-05	EBT MOBILE CHINA	Specialty Retailers	UK	48.16
12-Apr-05	ZETAR	Food Products	UK	47.91



**OXFORD
METRICA**

**Companies Listed on the London Stock Exchange AIM
At 30th Sep 2006**

List date	Company	Sub sector	Country of Origin	Mkt Cap £m
1-Aug-06	HERITAGE UNDERWRITING AGENCY PLC	Property & Casualty Insurance	UK	47.62
29-Jul-99	ULTIMATE LEISURE GROUP PLC	Restaurants & Bars	UK	47.29
12-Jul-04	HOTEL CORP(THE)	Hotels	UK	47.19
12-Oct-04	ISLAMIC BANK OF BRITAIN	Specialty Finance	UK	47.14
9-Sep-03	ARCHIPELAGO RESOURCES	Gold Mining	UK	47.06
6-Jul-04	PLANT HEALTH CARE	Specialty Chemicals	UK	47.03
12-Jun-06	WORTHINGTON NICHOLLS GROUP	Specialized Consumer Services	UK	46.81
21-Jul-06	SYLVANIA RESOURCES LTD	General Mining	Australia	46.75
7-Jul-05	STRATEGIC THOUGHT GROUP	Computer Services	UK	46.64
2-May-06	ALLIED GOLD LTD	Gold Mining	Australia	46.46
4-Jul-01	OXUS GOLD	Gold Mining	UK	46.42
1-Feb-06	INTERCYTEX GROUP	Biotechnology	UK	46.24
26-Sep-06	NEWFOUND NV	Hotels	Netherlands	46.08
23-Dec-05	RECONSTRUCTION CAPITAL II	Equity Investment Instruments	Cayman Islands	46.01
30-Dec-05	ALLIED HEALTHCARE INTERNATIONAL INC	Health Care Providers	USA	45.98
7-Mar-05	GLOBAL PETROLEUM	Exploration & Production	Australia	45.85
8-Mar-06	COHORT	Defence	UK	45.51
12-Apr-06	ENTELOS INC	Biotechnology	USA	45.47
2-Nov-05	SOFTWARE RADIO TECHNOLOGY	Semiconductors	UK	45.42
3-Mar-06	ENCORE OIL	Exploration & Production	UK	45.07
31-Oct-05	ESERVGLOBAL	Software	Australia	45.04
22-Dec-05	LONDON CAPITAL GROUP HLDGS PLC	Specialty Finance	UK	44.99
30-Jun-06	CHINA BODIESEL INTL HLDG CO LTD	Specialty Chemicals	British Virgin Islands	44.96
2-Dec-04	SOLANA RESOURCES	Exploration & Production	Canada	44.63
21-Oct-04	JELF GROUP	Specialty Finance	UK	44.62
4-Nov-04	SUBSEA RESOURCES	Marine Transportation	UK	44.58
28-Jun-05	EUROPEAN CONVERGENCE PROPERTY CO	Real Estate Holding & Development	UK	44.57
9-Nov-04	CELLO GROUP	Media Agencies	UK	44.51
29-Sep-95	AMCO CORP	Heavy Construction	UK	43.72
29-Oct-03	QUAYLE MUNRO HLDGS	Asset Managers	UK	43.52
21-Dec-04	GAMING VC HLDGS S.A.	Gambling	Luxembourg	43.28
6-Aug-99	LONDON ASIA CAPITAL	Equity Investment Instruments	UK	43.06
3-Nov-05	PHOQUS GROUP	Pharmaceuticals	UK	42.88
20-Apr-06	CAP-XX	Electronic Equipment	Australia	42.74
27-Mar-06	GET GROUP	Electrical Components & Equipment	UK	42.66
9-Jun-04	AMINO TECHNOLOGIES	Telecommunications Equipment	UK	42.66
15-May-97	FAYREWOOD	Computer Hardware	UK	42.63
28-Nov-05	GEMFIELDS RESOURCES	Diamonds & Gemstones	UK	42.59
20-Jan-06	MERCATOR GOLD	Gold Mining	UK	42.33
6-Sep-05	XKO GROUP	Software	UK	42.25
14-Jul-04	PLUSNET	Internet	UK	42.24
6-Dec-05	CHINA SHOTO	Electrical Components & Equipment	UK	42.07
12-Jul-05	CYBERSCAN TECHNOLOGY INC	Software	USA	42.03
17-Dec-04	ASCRIBE	Software	UK	41.96
15-Jan-02	QUADNETICS GROUP	Business Support Services	UK	41.88
12-Jul-06	TARGET RESOURCES PLC	Diamonds & Gemstones	UK	41.85
26-Nov-04	NETSTORE	Computer Services	UK	41.84
8-Aug-06	AVACTA GROUP PLC	Business Support Services	UK	41.83
29-Jun-05	RANSOM(WILLIAM)& SON	Pharmaceuticals	UK	41.75
27-Apr-04	BLOCK SHIELD CORP PLC	Electronic Equipment	UK	41.70
31-Aug-05	REAL GOOD FOOD CO	Food Products	UK	41.48
3-Jul-06	PROTONEX TECHNOLOGY CORP	Electrical Components & Equipment	USA	41.39
31-May-06	POWERFILM INC	Building Materials & Fixtures	USA	41.26
26-May-04	MICHELMERSH BRICK HLDGS	Building Materials & Fixtures	UK	41.25
4-Oct-05	ACTA SPA	Electrical Components & Equipment	Italy	41.23
16-Feb-06	OILEX LTD	Exploration & Production	Australia	40.99
19-Jul-06	ARDEN PARTNERS PLC	Investment Services	UK	40.88
15-Dec-03	INDIGOVISION GROUP	Computer Services	UK	40.87
27-Apr-01	HALLADALE GROUP	Real Estate Holding & Development	UK	40.69
2-Dec-04	GROVE ENERGY	Exploration & Production	Canada	40.55
24-May-06	DEBTS.CO.UK	Consumer Finance	UK	40.06
12-Jul-01	INTEGRATED ASSET MANAGEMENT	Investment Services	UK	39.96
4-Jan-05	BULGARIAN PROPERTY DEVELOPMENTS	Real Estate Holding & Development	UK	39.90
14-Aug-98	FIRESTONE DIAMONDS	Diamonds & Gemstones	UK	39.73
11-Sep-06	AUTOLOGIC HLDGS	Transportation Services	UK	39.67
30-Dec-97	BOND INTERNATIONAL SOFTWARE	Software	UK	39.14
21-Apr-05	COPPER RESOURCES CORP	General Mining	British Virgin Islands	38.92
27-Sep-06	PETRONEFT RESOURCES	Exploration & Production	Republic of Ireland	38.86
27-Sep-05	LEWIS CHARLES SOFIA PROPERTY FUND	Real Estate Holding & Development	UK	38.68
24-Nov-03	MONSTERMOB GROUP	Publishing	UK	38.64
18-Oct-04	DANIEL STEWART SECURITIES	Investment Services	UK	38.60
6-Jun-05	SPORTSWINBET	Specialty Finance	British Virgin Islands	38.51
13-Dec-05	LOMBARD MEDICAL TECHNOLOGIES	Medical Supplies	UK	38.49
15-Dec-99	TRANSENSE TECHNOLOGIES	Auto Parts	UK	38.44
18-Oct-04	CIRCLE OIL	Exploration & Production	Republic of Ireland	38.28
17-Nov-05	HEALTHCARE LOCUMS PLC	Business Training & Employment Agencies	UK	38.14
14-Apr-04	CORVUS CAPITAL INC	Specialty Finance	British Virgin Islands	38.12
31-Dec-04	LATHAM(JAMES)	Industrial Suppliers	UK	38.00
26-Mar-04	CENTRAL AFRICAN GOLD	Specialty Finance	UK	37.87
26-Feb-02	PILAT MEDIA GLOBAL	Software	UK	37.70



**OXFORD
METRICA**

**Companies Listed on the London Stock Exchange AIM
At 30th Sep 2006**

List date	Company	Sub sector	Country of Origin	Mkt Cap £m
6-Jul-00	ZYTRONIC	Electronic Equipment	UK	37.63
6-Aug-04	ONDINE BIOPHARMA CORP	Biotechnology	Canada	37.25
19-Sep-00	STANLEY GIBBONS GROUP	Specialty Retailers	UK	36.82
17-Mar-05	GLADSTONE PACIFIC NICKEL	General Mining	Australia	36.80
26-Oct-05	SPI LASERS	Electronic Equipment	UK	36.72
29-Nov-05	FARLEY GROUP	Real Estate Holding & Development	UK	36.64
26-May-06	CAPE DIAMONDS	Diamonds & Gemstones	UK	36.62
12-Dec-02	JACQUES VERT	Apparel Retailers	UK	36.56
3-Jul-00	UBC MEDIA GROUP	Broadcasting & Entertainment	UK	36.54
16-Jun-03	STATPRO GROUP	Software	UK	36.39
18-Jan-06	AMTEUS	Software	UK	36.37
23-Nov-05	MATTIOLI WOODS	Asset Managers	UK	36.22
21-Jun-06	OCZ TECHNOLOGY GROUP INC	Computer Hardware	USA	36.20
21-Aug-06	VELOSI LTD	Oil Equipment & Services	UK	36.04
30-Aug-06	VIROTEC INTL	Specialty Chemicals	UK	36.02
31-Oct-03	OCEAN POWER TECHNOLOGIES	Electrical Components & Equipment	USA	35.91
26-Jul-04	COZART	Medical Supplies	UK	35.74
28-Sep-05	SOVEREIGN OILFIELD GROUP	Oil Equipment & Services	UK	35.70
16-Dec-05	OPSEC SECURITY GROUP PLC	Business Support Services	UK	35.50
13-Jul-06	SOUND OIL PLC	Exploration & Production	UK	35.49
5-Aug-05	T2 INCOME FUND	Equity Investment Instruments	UK	35.34
12-May-06	SILVERJET	Airlines	UK	35.25
30-Dec-05	CHARACTER GROUP	Media Agencies	UK	35.14
22-Jul-03	FUTURA MEDICAL	Pharmaceuticals	UK	35.12
23-Aug-06	SCAPA GROUP PLC	Specialty Chemicals	UK	35.10
22-Aug-06	ZENERGY POWER PLC	Industrial Machinery	UK	35.01
31-Mar-05	WESTCITY PLC	Real Estate Holding & Development	UK	34.92
14-Jul-04	GOLD OIL	Specialty Finance	UK	34.88
2-Feb-06	B.P.MARSH & PARTNERS	Specialty Finance	UK	34.70
17-Dec-01	E WOOD HLDGS PLC	Industrial Machinery	UK	34.64
22-Dec-05	CMR FUEL CELLS	Electrical Components & Equipment	UK	34.62
10-May-05	SERABI MINING	Gold Mining	UK	34.58
8-May-06	INTERACTIVE WORLD	Software	UK	34.41
31-Oct-05	WOGEN	Specialty Finance	UK	34.35
20-Sep-05	SQS SOFTWARE QUALITY SYSTEMS AG	Computer Services	Germany	34.30
2-Aug-05	FORUM ENERGY	Exploration & Production	UK	34.12
22-Mar-06	ELECO	Building Materials & Fixtures	UK	33.97
10-Mar-04	COMPASS FINANCE GROUP	Consumer Finance	UK	33.96
30-Jul-01	TEN ALPS	Media Agencies	UK	33.84
23-Feb-06	DCD MEDIA	Broadcasting & Entertainment	UK	33.78
16-Aug-04	ILIMIA INVESTMENT GROUP	Specialty Finance	UK	33.76
9-Dec-97	COMLAND COMMERCIAL	Real Estate Holding & Development	UK	33.66
4-May-06	CAPE LAMBERT IRON ORE	Gold Mining	Australia	33.41
2-Jun-06	GENETIX GROUP	Medical Supplies	UK	33.34
23-May-06	NETWORKERS INTL	Business Training & Employment Agencies	UK	33.16
3-Dec-01	COFFEEHEAVEN INTERNATIONAL	Restaurants & Bars	UK	33.02
27-Jun-03	ECKOH TECHNOLOGIES	Business Support Services	UK	32.87
15-Jun-05	GRANBY OIL & GAS	Exploration & Production	UK	32.76
1-Sep-99	TOLENT	Heavy Construction	UK	32.72
17-Feb-06	IMMUPHARMA	Biotechnology	UK	32.37
19-Jul-06	SILVERDELL PLC	Waste & Disposal Services	UK	32.36
21-Mar-05	AIM RESOURCES	General Mining	Australia	32.30
10-May-04	BROKER NETWORK HLDGS	Business Support Services	UK	32.27
2-Feb-05	BIOFUSION	Biotechnology	UK	32.10
30-Jun-00	THEMUTUAL.NET	Publishing	UK	32.07
30-Jul-02	CORPORATE SYNERGY GROUP	Specialty Finance	UK	32.03
31-Mar-05	NEXT FIFTEEN COMMUNICATIONS	Media Agencies	UK	31.95
3-Oct-02	OSMETECH	Biotechnology	UK	31.94
6-Dec-05	INTERNATIONAL MARKETING & SALES GRP	Media Agencies	Republic of Ireland	31.93
28-Apr-04	BBI HLDGS	Biotechnology	UK	31.86
1-Apr-04	FLOORS 2 GO	Home Improvement Retailers	UK	31.75
30-Jun-05	BANGO	Internet	UK	31.69
15-Dec-04	CLUFF GOLD	Gold Mining	UK	31.66
6-Jan-04	INVU INC	Software	USA	31.58
4-Jan-06	E-PAY ASIA	Internet	Australia	31.47
11-Mar-04	OFFSHORE HYDROCARBON MAPPING PLC	Oil Equipment & Services	UK	31.42
13-Dec-05	COAL INTERNATIONAL	Coal	UK	31.27
7-Nov-03	STRAIGHT PLC	Containers & Packaging	UK	31.26
1-Oct-02	THB GROUP	Insurance Brokers	UK	31.14
20-Feb-06	XTRACT ENERGY	Exploration & Production	UK	30.82
28-Jul-05	BRAEMORE RESOURCES	General Mining	UK	30.51
17-Jan-06	TINOPOLIS	Broadcasting & Entertainment	UK	30.46
15-Feb-06	ADEPT TELECOM	Fixed Line Telecommunications	UK	30.44
30-Oct-03	GROUP NBT	Internet	UK	30.43
14-May-03	GMA RESOURCES	Gold Mining	UK	30.13
13-Aug-02	SOUTHERNERA DIAMONDS INC	Diamonds & Gemstones	Canada	30.10
25-Nov-03	TRANS-SIBERIAN GOLD PLC	Gold Mining	UK	29.18
21-Dec-04	QUESTAIR TECHNOLOGIES INC	Industrial Machinery	Canada	29.16
6-Jan-06	RURELEC	Electricity	UK	29.02
5-Jan-06	GOINDUSTRY	Industrial Suppliers	UK	28.99



**OXFORD
METRICA**

**Companies Listed on the London Stock Exchange AIM
At 30th Sep 2006**

List date	Company	Sub sector	Country of Origin	Mkt Cap £m
8-Feb-05	ZENITH HYGIENE GROUP	Nondurable Household Products	UK	28.98
17-Jun-04	BIOFUELS CORP	Specialty Chemicals	UK	28.97
19-May-06	DHX MEDIA	Broadcasting & Entertainment	Canada	28.94
29-Nov-05	CHARALAMBIDES DAIRIES	Food Products	Cyprus	28.89
15-Aug-05	ROCKHOPPER EXPLORATION	Exploration & Production	UK	28.83
1-Jul-05	SOUTH CHINA RESOURCES	General Mining	UK	28.75
27-Jun-05	CALEDONIA MINING CORP	Platinum & Precious Metals	Canada	28.62
5-Jul-05	POLYFUEL INC	Electrical Components & Equipment	USA	28.61
13-Oct-05	DRIVER GROUP	Heavy Construction	UK	28.57
24-Apr-02	SPEYMILL GROUP	Business Support Services	UK	28.39
30-Jun-05	OVOCA GOLD	General Mining	Republic of Ireland	28.33
7-Jun-01	TIKIT GROUP	Computer Services	UK	28.32
23-Aug-05	AMPHION INNOVATIONS	Specialty Finance	UK	28.32
21-Mar-06	NOIDA TOLL BRIDGE CO	Transportation Services	India	28.01
5-Dec-05	AMIAD FILTRATION SYSTEMS	Industrial Machinery	Israel	27.97
2-Aug-04	EVOLUTEC GROUP	Biotechnology	UK	27.96
16-Aug-06	GLOBAL HEALTH PARTNER PLC	Health Care Providers	UK	27.94
4-Apr-05	ALEXANDER MINING	General Mining	UK	27.92
1-Dec-05	COSENTINO SIGNATURE WINES	Distillers & Vintners	UK	27.86
22-Apr-05	HALLIN MARINE SUBSEA INTERNATIONAL	Oil Equipment & Services	UK	27.82
9-Jun-06	HANDMADE	Broadcasting & Entertainment	UK	27.75
9-Aug-00	IQ-LUDORUM	Software	UK	27.70
2-Jul-02	ARMOUR GROUP	Auto Parts	UK	27.68
20-Feb-06	ELITEL TELECOM SPA	Fixed Line Telecommunications	Italy	27.61
22-May-02	AKERS BIOSCIENCES INC	Medical Supplies	USA	27.49
19-Apr-05	ORMONDE MINING	Gold Mining	Republic of Ireland	27.30
30-Apr-03	PLUS MARKETS GROUP PLC	Specialty Finance	UK	27.26
24-Dec-03	INVESTINMEDIA	Broadcasting & Entertainment	UK	27.09
18-Sep-98	MANO RIVER RESOURCES INC	General Mining	Canada	27.08
30-Nov-01	MURGITROYD GROUP	Business Support Services	UK	26.97
4-Aug-05	RESEARCH NOW	Media Agencies	UK	26.96
16-Mar-06	MTI WIRELESS EDGE	Telecommunications Equipment	Israel	26.89
4-Aug-06	CARECAPITAL GROUP PLC	Real Estate Holding & Development	UK	26.86
28-Mar-02	TOP TEN HLDGS PLC	Gambling	UK	26.78
20-May-05	INTERQUEST GROUP	Business Training & Employment Agencies	UK	26.72
14-Oct-04	AVINGTRANS	Industrial Machinery	UK	26.71
18-Aug-00	PETREL RESOURCES	Exploration & Production	Republic of Ireland	26.71
13-Mar-00	PARKMEAD GROUP(THE)	Business Support Services	UK	26.70
23-May-05	ULTRASIS	Software	UK	26.68
28-Apr-05	WHITEHEAD MANN GROUP	Business Training & Employment Agencies	UK	26.66
28-Feb-05	TIMESTRIP	Containers & Packaging	UK	26.64
4-Jul-01	CORAC GROUP	Industrial Machinery	UK	26.42
31-Mar-05	FONEBAK	Telecommunications Equipment	UK	26.40
27-Jul-00	W.H.IRELAND GROUP	Investment Services	UK	26.35
8-Dec-04	STAFFLINE RECRUITMENT GROUP	Business Training & Employment Agencies	UK	26.34
28-Aug-01	ANGUS & ROSS	Gold Mining	UK	26.29
24-May-04	WYNNSTAY GROUP	Farming & Fishing	UK	26.27
25-Sep-97	SCISYS PLC	Computer Services	UK	26.26
25-Jul-05	AT COMMUNICATIONS GROUP	Computer Services	UK	26.19
10-Jun-03	SIRIUS FINANCIAL SOLUTIONS	Software	UK	26.10
4-May-05	HICHENS HARRISON & CO	Investment Services	UK	26.10
10-Nov-04	ASCENT RESOURCES	Exploration & Production	UK	26.00
23-Jan-03	INVERESK	Paper	UK	25.97
20-Mar-06	PLANET GROUP INC	Financial Administration	USA	25.90
22-Jan-04	PLANIT HLDGS	Software	UK	25.88
24-Nov-04	MAXIMA HLDGS	Computer Services	UK	25.77
30-Nov-05	ADVENT AIR	Airlines	Singapore	25.76
15-Jun-04	FUTURAGENE	Specialty Chemicals	UK	25.72
4-Jul-96	CONCURRENT TECHNOLOGIES	Computer Hardware	UK	25.66
16-Aug-04	EQUITY SPECIAL SITUATIONS	Specialty Finance	UK	25.50
17-Jan-06	LIPOXEN	Pharmaceuticals	UK	25.40
22-Apr-03	CHURCHILL CHINA	Durable Household Products	UK	25.36
24-Feb-06	ONESOURCE SERVICES INC	Specialized Consumer Services	Belize (British Honduras)	25.32
1-Aug-06	NEW STAR ABSOLUTE RETURN FD PCC	Equity Investment Instruments	UK	24.83
30-Jun-04	NORWOOD IMMUNOLOGY	Biotechnology	Australia	24.78
23-Dec-03	ALLIANCE PHARMA	Pharmaceuticals	UK	24.71
28-Jun-05	LEISURE & GAMING	Gambling	UK	24.62
16-Dec-05	ZIRAX	Specialty Chemicals	UK	24.56
26-Apr-05	PREMIER ASSET MANAGEMENT	Asset Managers	UK	24.55
10-Jun-05	NOVERA ENERGY	Electricity	Australia	24.39
16-Dec-05	PAN PACIFIC AGGREGATES	General Mining	UK	24.37
1-Apr-03	THIRDFORCE	Business Training & Employment Agencies	Republic of Ireland	24.36
27-Jul-00	OASIS HEALTHCARE	Health Care Providers	UK	24.31
31-Jan-05	ARLINGTON GROUP LTD	Equity Investment Instruments	Bermuda	24.29
30-Aug-02	FINSBURY FOOD GROUP	Food Products	UK	24.24
6-Jul-05	BYOTROL PLC	Specialty Chemicals	UK	24.24
25-Feb-05	MINSTER PHARMACEUTICALS	Pharmaceuticals	UK	24.23
10-Sep-96	SOPHEON	Software	UK	24.13
5-Aug-02	STYLO	Specialty Retailers	UK	24.10
12-Dec-05	AMAZING HLDGS	Gambling	UK	24.10



**OXFORD
METRICA**

**Companies Listed on the London Stock Exchange AIM
At 30th Sep 2006**

List date	Company	Sub sector	Country of Origin	Mkt Cap £m
27-Jul-04	TEG ENVIRONMENTAL	Industrial Machinery	UK	24.06
22-Nov-04	IDMOS	Medical Supplies	UK	24.05
6-Mar-06	SINOSOFT TECHNOLOGY PLC	Software	UK	24.01
17-Feb-03	PATSYSTEMS	Computer Services	UK	23.99
7-Feb-06	CHINA GOLDMINES	Gold Mining	UK	23.90
26-Apr-04	YORK PHARMA	Pharmaceuticals	UK	23.87
26-Oct-05	LEYSHON RESOURCES	Gold Mining	Australia	23.87
17-Jun-04	PORTMEIRION GROUP	Durable Household Products	UK	23.82
7-Jul-06	CITEL PLC	Telecommunications Equipment	UK	23.75
19-Aug-04	COLEFAX GROUP	Furnishings	UK	23.71
13-Jan-03	FALKLAND ISLANDS HLDGS	Food Retailers & Wholesalers	UK	23.58
26-Jul-04	SMALLBONE	Furnishings	UK	23.53
12-Jan-01	FUJIN TECHNOLOGY PLC	Computer Services	UK	23.48
4-Jul-06	TASTY PLC	Restaurants & Bars	UK	23.47
13-Apr-06	MISSION MARKETING GROUP(THE)	Media Agencies	UK	23.40
23-Sep-05	GLENCAR MINING	Gold Mining	Republic of Ireland	23.40
28-Sep-05	PLECTRUM PETROLEUM	Exploration & Production	UK	23.39
31-Mar-05	PROXIMAGEN NEUROSCIENCE	Biotechnology	UK	23.24
24-Mar-06	TEJOORI	Equity Investment Instruments	British Virgin Islands	23.23
17-Mar-04	ANGLE PLC	Business Support Services	UK	23.06
5-Jul-01	LIDCO GROUP	Medical Equipment	UK	23.03
22-Sep-95	CONISTER TRUST	Consumer Finance	UK	23.00
31-May-06	INTERNATIONAL NUCLEAR SOLUTIONS	Waste & Disposal Services	UK	22.91
3-May-06	VELTI	Software	UK	22.84
28-Jun-05	SYSTEM C HEALTHCARE	Computer Services	UK	22.81
16-Dec-03	BKN INTERNATIONAL AG	Broadcasting & Entertainment	Germany	22.75
20-Dec-99	BLOOMS OF BRESSINGHAM HLDGS	Specialty Retailers	UK	22.68
16-Jun-05	PROPERTY RECYCLING GROUP	Real Estate Holding & Development	UK	22.63
31-Aug-05	CARLISLE GROUP	Business Training & Employment Agencies	Belize (British Honduras)	22.62
5-Dec-01	TISSUE SCIENCE LABORATORIES	Medical Equipment	UK	22.44
30-Dec-05	REENERGY GROUP PLC	Waste & Disposal Services	UK	22.43
14-Sep-04	PAN AFRICAN RESOURCES	Gold Mining	UK	22.43
8-Apr-04	TOLEDO MINING CORP	General Mining	UK	22.40
14-Jun-06	TIANSHAN GOLDFIELDS	Gold Mining	Australia	22.30
15-Aug-06	ENERGETIX GROUP PLC	Industrial Machinery	UK	22.28
25-Aug-05	PROVENTEC	Specialty Chemicals	UK	22.26
23-Oct-03	CONYGAR INVESTMENT CO(THE)	Specialty Finance	UK	22.19
7-Jul-05	TELEPHONETICS	Software	UK	22.19
20-Dec-04	MAINTEL HLDGS	Business Support Services	UK	22.03
23-Jun-05	PENINSULAR GOLD	Gold Mining	UK	21.96
3-Dec-04	ANDOR TECHNOLOGY	Electronic Equipment	UK	21.95
16-Mar-05	WRAITH	Business Support Services	UK	21.90
7-Nov-05	SYNEXUS CLINICAL RESEARCH	Pharmaceuticals	UK	21.88
28-Feb-06	CLEAN AIR POWER	Industrial Machinery	Bermuda	21.79
3-Sep-04	ELKEDRA DIAMONDS	General Mining	Australia	21.76
10-Mar-06	OVUM	Computer Services	UK	21.61
25-Nov-05	BNS TELECOM GROUP	Mobile Telecommunications	UK	21.55
22-Aug-03	TOUCHSTONE GROUP	Software	UK	21.53
2-May-00	INTERNET BUSINESS GROUP	Internet	UK	21.47
14-Jan-05	PETROLATINA ENERGY PLC	Exploration & Production	UK	21.40
11-Mar-05	BROOKS MACDONALD GROUP	Asset Managers	UK	21.39
15-Jun-05	ENDACE	Computer Services	New Zealand	21.38
18-Sep-06	BIOCARE SOLUTIONS PLC	Nondurable Household Products	UK	21.31
14-Sep-06	GENERAL CAPITAL GROUP PLC	Specialty Finance	UK	21.30
28-Mar-02	FIRST DERIVATIVES PLC	Computer Services	UK	21.30
28-Dec-01	CLEAN DIESEL TECHNOLOGIES INC	Auto Parts	USA	21.29
11-Aug-04	PRINTING.COM	Publishing	UK	21.12
10-Jun-05	NORTH AMERICAN BANKS FUND	Equity Investment Instruments	UK	21.09
19-Apr-05	PLATINUM MINING CORP OF INDIA	Platinum & Precious Metals	UK	21.08
20-Sep-05	IPSA GROUP	Electricity	UK	21.03
16-Sep-03	EPIC RECONSTRUCTION	Equity Investment Instruments	UK	21.00
21-Jun-06	Z GROUP	Software	UK	20.93
29-Mar-06	BULGARIAN LAND DEVELOPMENT	Real Estate Holding & Development	UK	20.88
24-Dec-04	IMMUNODIAGNOSTIC SYSTEMS HLDGS	Medical Equipment	UK	20.82
29-Sep-95	CALEDONIAN TRUST	Real Estate Holding & Development	UK	20.80
3-Nov-05	NANOSCIENCE INC	Semiconductors	Cayman Islands	20.67
6-Jun-05	EG SOLUTIONS PLC	Computer Services	UK	20.65
21-Jul-05	FINANCIAL OBJECTS	Software	UK	20.63
29-Nov-05	NOBLE INVESTMENTS(UK)	Specialty Finance	UK	20.62
20-Mar-06	SERVOCELL GROUP	Electrical Components & Equipment	UK	20.48
2-Sep-04	FRONTIER MINING	General Mining	USA	20.42
21-Dec-05	GAS TURBINE EFFICIENCY	Industrial Machinery	UK	20.34
25-Aug-04	MOTIVCOM	Media Agencies	UK	20.22
8-Aug-03	CENES PHARMACEUTICALS	Biotechnology	UK	20.11
5-May-00	RIDGE MINING	Platinum & Precious Metals	UK	20.07
23-Feb-06	MARWYN VALUE INVESTORS	Equity Investment Instruments	UK	20.06
3-Nov-04	EMPRESARIA GROUP	Business Training & Employment Agencies	UK	19.93
1-Jun-05	BUSINESS CONTROL SOLUTIONS GROUP	Computer Services	UK	19.93
22-Dec-05	CELTIC	Recreational Services	UK	19.89
29-Jun-05	CRESCENT HYDROPOLIS RESORTS	Specialty Finance	UK	19.88



**OXFORD
METRICA**

**Companies Listed on the London Stock Exchange AIM
At 30th Sep 2006**

List date	Company	Sub sector	Country of Origin	Mkt Cap £m
9-Mar-06	GOLD FROST	Food Products	Israel	19.82
23-Mar-06	EASTERN EUROPEAN PROPERTY FUND	Real Estate Holding & Development	UK	19.75
3-May-06	ELEKSEN GROUP	Electronic Equipment	UK	19.66
23-Dec-05	GABLE HLDGS INC	Property & Casualty Insurance	Cayman Islands	19.64
16-Nov-05	XCELDIAM	Diamonds & Gemstones	Bermuda	19.62
14-Sep-06	MDY HEALTHCARE PLC	Specialty Finance	UK	19.58
14-Dec-05	CARDIOMAG IMAGING INC	Medical Equipment	USA	19.55
21-Apr-06	BURST MEDIA CORP	Media Agencies	USA	19.49
15-Mar-06	AMUR MINERALS CORP	General Mining	British Virgin Islands	19.40
12-Dec-01	ILX GROUP	Business Training & Employment Agencies	UK	19.36
1-Mar-06	WORK GROUP	Business Training & Employment Agencies	UK	19.34
14-Dec-01	SPORTS CAFE HLDGS	Restaurants & Bars	UK	19.32
1-May-01	GAMING CORPORATION	Gambling	UK	19.31
7-Dec-00	HIDEFIELD GOLD	Gold Mining	UK	19.16
7-Apr-05	FDM GROUP	Computer Services	UK	19.16
28-Feb-06	INTERBULK INVESTMENTS	Transportation Services	UK	19.09
19-Jun-01	IMPAX GROUP	Investment Services	UK	19.09
21-Dec-05	SIRDAR	Clothing & Accessories	UK	18.96
22-Oct-04	METALS EXPLORATION	General Mining	UK	18.96
30-Jun-06	AFRICAN CONSOLIDATED RESOURCES PLC	Gold Mining	UK	18.91
23-Dec-98	PEEL HOTELS	Hotels	UK	18.90
15-Jul-05	SATCOM GROUP HLDGS	Mobile Telecommunications	UK	18.75
30-Jun-05	PERSIAN GOLD	Gold Mining	UK	18.69
4-Apr-05	HARDIDE	Specialty Chemicals	UK	18.67
7-Dec-01	DWYKA DIAMONDS	Diamonds & Gemstones	Australia	18.65
11-Dec-03	EUREKA MINING	General Mining	UK	18.59
15-Jul-97	DELCAM	Software	UK	18.59
12-Apr-05	HYDRO INTERNATIONAL	Industrial Machinery	UK	18.56
26-Oct-04	SYNAIRGEN	Pharmaceuticals	UK	18.55
3-Jun-03	SHEFFIELD UNITED	Recreational Services	UK	18.52
22-Feb-06	DEWHURST	Electrical Components & Equipment	UK	18.50
3-Nov-04	PRINCIPLE CAPITAL HLDGS S.A.	Equity Investment Instruments	Luxembourg	18.49
12-Dec-05	INDEPENDENT RESOURCES	Exploration & Production	UK	18.39
29-Jul-05	ANGLO ASIAN MINING	General Mining	UK	18.35
2-May-02	PM GROUP	Business Support Services	UK	18.28
25-May-06	MONTO MINERALS LTD	General Mining	Australia	18.28
28-Mar-01	K3 BUSINESS TECHNOLOGY GROUP	Software	UK	18.16
11-Feb-05	RENEWABLE ENERGY HLDGS	Electricity	UK	18.11
8-Apr-05	RAMBLER METALS & MINING	General Mining	UK	18.01
15-Apr-03	WALKER GREENBANK	Furnishings	UK	18.00
16-Dec-04	SANDERSON GROUP	Computer Services	UK	17.98
31-Aug-05	NEUTRAHEALTH	Food Products	UK	17.95
28-Feb-03	OCEAN RESOURCES CAPITAL HLDGS	Specialty Finance	UK	17.90
23-Jul-01	STADIUM GROUP	Electrical Components & Equipment	UK	17.88
17-May-01	FORMATION GROUP	Media Agencies	UK	17.85
27-Jun-06	AXISMOBILE PLC	Mobile Telecommunications	UK	17.81
1-Aug-05	SCREEN TECHNOLOGY GROUP	Electrical Components & Equipment	UK	17.71
25-Jun-03	AFRICAN EAGLE RESOURCES	Gold Mining	UK	17.70
31-Mar-06	GALANTAS GOLD CORP	Gold Mining	Canada	17.62
5-Sep-06	AQUABELLA GROUP PLC	Farming & Fishing	UK	17.62
10-Apr-01	OMG	Software	UK	17.57
19-Sep-97	COMPUTERLAND UK	Computer Services	UK	17.56
5-Apr-06	PANTHEON RESOURCES	Exploration & Production	UK	17.50
6-Dec-95	FLOMERICS GROUP	Software	UK	17.38
21-Oct-05	BEXIMCO PHARMACEUTICALS	Pharmaceuticals	Bangladesh	17.33
31-Jan-06	CLAIMAR CARE GROUP	Health Care Providers	UK	17.30
20-Oct-04	SMARTFOCUS GROUP	Software	UK	17.16
16-Jun-06	FAIRGROUND GAMING HLDGS	Gambling	UK	17.13
24-May-05	INTIMAS GROUP PLC	Clothing & Accessories	UK	17.08
12-Jan-06	GREENHOUSE FUND	Equity Investment Instruments	UK	17.07
2-Sep-05	CATALYST MEDIA GROUP	Broadcasting & Entertainment	UK	16.97
19-Feb-04	AVESCO PLC	Broadcasting & Entertainment	UK	16.90
11-Mar-05	LIBRA NATURAL RESOURCES	Specialty Finance	UK	16.86
26-Jun-06	KBC ADVANCED TECHNOLOGIES	Oil Equipment & Services	UK	16.74
4-Sep-00	MEDICAL HOUSE(THE)PLC	Medical Supplies	UK	16.67
17-Mar-06	BETCORP	Gambling	Australia	16.65
6-May-05	VISUAL DEFENCE INC	Business Support Services	Canada	16.58
11-Nov-04	EUROPA OIL & GAS(HLDGS)	Exploration & Production	UK	16.50
14-Jun-01	CCH INTERNATIONAL	Specialty Finance	UK	16.40
30-Dec-04	RHEOCHEM	Oil Equipment & Services	UK	16.34
10-Mar-05	ALTONA RESOURCES	General Mining	UK	16.32
1-Jun-06	PROACTIS HLDGS	Software	UK	16.27
12-Jul-05	TANGENT COMMUNICATIONS	Business Support Services	UK	16.21
22-Dec-00	FIRST PROPERTY GROUP	Real Estate Holding & Development	UK	16.18
25-Aug-95	ANTONOV PLC	Auto Parts	UK	16.17
21-Mar-06	KALAHARI MINERALS	General Mining	UK	16.17
22-Aug-06	INVESTIKA LTD	Specialty Finance	Australia	16.16
9-Aug-05	GILAT SATCOM	Internet	Israel	16.10
30-Sep-04	BDI MINING CORP	General Mining	British Virgin Islands	16.05
25-May-06	ARIAN SILVER CORP	Platinum & Precious Metals	British Virgin Islands	16.02



**OXFORD
METRICA**

**Companies Listed on the London Stock Exchange AIM
At 30th Sep 2006**

List date	Company	Sub sector	Country of Origin	Mkt Cap £m
6-Oct-04	DM	Media Agencies	UK	15.99
30-Apr-02	ADVANCED MEDICAL SOLUTIONS GROUP	Medical Supplies	UK	15.98
29-Sep-06	TANZANIA GOLD PLC	Gold Mining	UK	15.98
20-Jul-06	FREEPLAY ENERGY	Consumer Electronics	UK	15.94
2-Dec-03	OAK HLDGS	Real Estate Holding & Development	UK	15.90
10-Jul-06	PIXEL INTERACTIVE MEDIA LTD	Media Agencies	UK	15.84
12-Jul-05	SR PHARMA	Biotechnology	UK	15.82
26-Jul-04	ZAMBEZI RESOURCES	General Mining	Bermuda	15.79
26-Sep-03	LTG TECHNOLOGIES	Industrial Machinery	UK	15.75
6-Apr-01	INNOVISION RESEARCH & TECHNOLOGY	Electrical Components & Equipment	UK	15.74
27-Oct-05	CELOXICA HOLDINGS	Semiconductors	UK	15.72
16-Apr-03	BLACK ARROW GROUP	Furnishings	UK	15.69
7-Mar-97	BIRMINGHAM CITY	Recreational Services	UK	15.60
14-Oct-05	UNION RESOURCES	General Mining	Australia	15.54
10-Jan-02	BNB RECRUITMENT SOLUTIONS	Business Training & Employment Agencies	UK	15.54
23-Aug-01	GLOBAL MARINE ENERGY	Oil Equipment & Services	UK	15.52
8-Nov-01	DELTEX MEDICAL GROUP	Medical Equipment	UK	15.40
2-Aug-01	WATFORD LEISURE	Recreational Services	UK	15.36
15-Jan-01	PALMARIS CAPITAL	Business Support Services	UK	15.32
7-Oct-04	AIR MUSIC & MEDIA GROUP	Broadcasting & Entertainment	UK	15.27
20-Mar-00	ADVFN	Specialty Finance	UK	15.24
16-Jul-01	TEPNEL LIFE SCIENCES	Biotechnology	UK	15.22
27-Jul-05	EMPYREAN ENERGY	Exploration & Production	UK	15.18
16-Mar-05	ANT	Software	UK	15.18
8-Mar-04	FELIX GROUP	Media Agencies	UK	15.14
19-Jan-04	TRIPLE PLATE JUNCTION PLC	Gold Mining	UK	15.11
10-Sep-02	PORTRAIT SOFTWARE	Computer Services	UK	15.10
1-Sep-06	GASOL	Exploration & Production	UK	15.03
19-Dec-96	FOUNTAINS	Business Support Services	UK	14.95
2-Sep-05	VIMIO	Software	Republic of Ireland	14.95
13-Jun-05	AXEON HLDGS	Semiconductors	UK	14.75
4-Aug-05	RADICLE PROJECTS	Specialty Finance	UK	14.75
30-Sep-04	PITTARDS	Clothing & Accessories	UK	14.72
15-Feb-06	MOBILE STREAMS	Mobile Telecommunications	UK	14.71
11-Apr-05	VINDON HEALTHCARE	Waste & Disposal Services	UK	14.59
18-Apr-05	INTERNATIONAL REAL ESTATE	Real Estate Holding & Development	UK	14.55
20-Jun-05	FISHWORKS	Restaurants & Bars	UK	14.52
29-Jan-01	MINCO	Platinum & Precious Metals	Republic of Ireland	14.43
3-Oct-05	TRAVELZEST	Travel & Tourism	UK	14.39
24-Aug-06	PROBABILITY PLC	Gambling	UK	14.38
29-Jul-04	SCOTTY GROUP	Telecommunications Equipment	UK	14.35
5-Mar-03	PATAGONIA GOLD	Gold Mining	UK	14.34
15-Dec-05	MAMA GROUP	Recreational Services	UK	14.33
22-Mar-06	FINDERS RESOURCES	General Mining	Australia	14.29
19-Apr-99	ELEKTRON	Electrical Components & Equipment	UK	14.28
11-Feb-05	UKRPRODUCT GROUP	Food Products	UK	14.22
23-Nov-04	VAN DIEMAN MINES	General Mining	UK	14.21
26-May-05	GLOBAL OCEANIC CARRIERS	Marine Transportation	UK	14.18
5-Jan-06	EKAY	Media Agencies	UK	14.07
4-Apr-05	TELIT COMMUNICATIONS	Telecommunications Equipment	UK	14.04
28-Jun-04	STRATHDON INVESTMENT	Equity Investment Instruments	UK	13.95
7-Nov-05	DOWLIS CORPORATE SOLUTIONS	Media Agencies	UK	13.94
14-Dec-05	@UK	Software	UK	13.91
7-Oct-05	DATONG ELECTRONICS	Electronic Equipment	UK	13.83
29-Mar-06	CASHBOX	Business Support Services	UK	13.82
2-Jun-04	VANE MINERALS	General Mining	UK	13.70
15-Jul-04	RAGUSA CAPITAL	Specialty Finance	UK	13.69
14-Nov-02	COFFEE REPUBLIC	Restaurants & Bars	UK	13.59
26-Apr-05	BARTERCARD	Business Support Services	UK	13.56
18-Dec-02	AORTECH INTERNATIONAL	Biotechnology	UK	13.43
8-Dec-03	BRAZILIAN DIAMONDS LTD	Diamonds & Gemstones	Canada	13.43
2-Mar-06	ARTHRO KINETICS	Biotechnology	UK	13.39
29-Mar-04	CONTENTFILM	Broadcasting & Entertainment	UK	13.36
14-Oct-04	DELLING GROUP	Media Agencies	UK	13.36
24-Jul-96	DA GROUP	Software	UK	13.35
16-Dec-05	UNIVISION ENGINEERING	Electronic Equipment	Hong Kong	13.34
14-Sep-06	DEUXMIL MARINE PLC	Exploration & Production	UK	13.33
27-Feb-06	PHYNOVA GROUP	Biotechnology	UK	13.32
9-Apr-02	LIGHTHOUSE GROUP	Specialty Finance	UK	13.30
19-Sep-03	ALKANE ENERGY	Exploration & Production	UK	13.30
21-May-02	ORIGINAL INVESTMENTS	Specialty Finance	UK	13.23
8-Apr-05	GRAVITY DIAMONDS	Diamonds & Gemstones	Australia	13.22
21-Apr-06	LANSDOWNE OIL & GAS	Exploration & Production	UK	13.22
6-Apr-04	ROBINSON	Containers & Packaging	UK	13.13
25-Jun-04	PSG SOLUTIONS	Business Support Services	UK	13.12
20-Jun-06	IMPACT HLDGS(UK)	Specialty Finance	UK	13.03
18-Dec-96	NETCALL	Software	UK	13.03
21-Mar-06	PAROS	Semiconductors	UK	13.01
12-Feb-97	LOADES	Auto Parts	UK	12.99
22-Aug-00	CHELFORD GROUP	Software	UK	12.93



**OXFORD
METRICA**

**Companies Listed on the London Stock Exchange AIM
At 30th Sep 2006**

List date	Company	Sub sector	Country of Origin	Mkt Cap £m
24-May-04	HAWTIN	Real Estate Holding & Development	UK	12.91
24-May-06	IGM	Software	UK	12.88
23-Jun-05	PROVEXIS	Food Products	UK	12.87
15-Nov-04	CAREFORCE GROUP	Health Care Providers	UK	12.86
6-Sep-06	HIGHTEX GROUP PLC	Building Materials & Fixtures	UK	12.85
21-Jul-06	CLYDE PROCESS SOLUTIONS PLC	Industrial Machinery	UK	12.84
24-Oct-05	BELGRAVIUM TECHNOLOGIES	Computer Hardware	UK	12.80
20-Oct-03	DEAL GROUP MEDIA	Media Agencies	UK	12.76
19-Jul-05	INTERNATIONAL MEDICAL DEVICES	Medical Equipment	UK	12.76
4-Jan-06	PRIME PEOPLE	Business Training & Employment Agencies	UK	12.75
1-Jul-04	ADVENTIS GROUP	Media Agencies	UK	12.72
14-Jul-04	LIBERTAS CAPITAL GROUP	Specialty Finance	UK	12.72
14-Jan-05	ALLTRACEL PHARMACEUTICALS	Biotechnology	Republic of Ireland	12.67
2-Oct-00	HEATH(SAMUEL)& SONS	Building Materials & Fixtures	UK	12.67
29-Mar-00	ELECTRIC WORD	Publishing	UK	12.61
18-Nov-05	HILL STATION	Food Products	UK	12.59
26-Apr-05	APACE MEDIA	Broadcasting & Entertainment	UK	12.59
10-Nov-05	MINORPLANET SYSTEMS PLC	Electronic Equipment	UK	12.54
27-May-05	CHIEFTAIN GROUP	Business Support Services	UK	12.52
7-Nov-00	YOUR SPACE	Real Estate Holding & Development	UK	12.50
19-Apr-06	RIFT OIL PLC	Exploration & Production	UK	12.48
4-Jan-06	STRATEX INTERNATIONAL	General Mining	UK	12.44
6-Oct-04	WIN	Mobile Telecommunications	UK	12.40
13-May-02	ARKO HLDGS	Electricity	UK	12.37
4-Nov-04	CASPIAN HLDGS	Exploration & Production	UK	12.34
7-Dec-05	CYAN HLDGS PLC	Semiconductors	UK	12.31
14-Nov-00	FFASTFILL	Software	UK	12.30
30-Jul-04	NIPSON DIGITAL PRINTING SYSTEMS	Publishing	UK	12.29
20-Oct-03	SOUTHAMPTON LEISURE HLDGS	Recreational Services	UK	12.29
18-Aug-05	F.T.S.-FORMULA TELECOM SOLUTIONS	Software	Israel	12.24
2-Jul-03	REDHALL GROUP	Industrial Machinery	UK	12.24
25-Oct-01	CHOICESUK	Specialty Retailers	UK	12.17
31-Mar-04	POLARON	Electronic Equipment	UK	12.17
26-Jul-00	CLARITY COMMERCE SOLUTIONS	Software	UK	12.12
13-Sep-99	PUBS 'N' BARS	Restaurants & Bars	UK	12.11
12-Nov-04	CLEARSTREAM TECHNOLOGIES GROUP	Medical Supplies	Republic of Ireland	12.11
28-Jul-05	SANATANA DIAMONDS INC	Diamonds & Gemstones	Canada	12.10
27-Jul-05	LATITUDE RESOURCES	General Mining	UK	12.08
15-Apr-05	CARDINAL RESOURCES	Exploration & Production	UK	12.03
15-Dec-05	HAT PIN	Business Training & Employment Agencies	UK	11.97
21-Sep-06	NETWORK DATA HLDGS PLC	Mortgage Finance	UK	11.94
1-Feb-05	AURUM MINING	Gold Mining	UK	11.93
19-Dec-00	IDOX	Software	UK	11.93
10-Nov-00	NORMAN HAY PLC	Industrial Machinery	UK	11.88
15-Jan-03	VEBNET(HLDGS)	Software	UK	11.87
30-Apr-04	PUBLIC RECRUITMENT GROUP	Business Training & Employment Agencies	UK	11.85
25-Apr-06	MOBESTAR HOLDINGS	Mobile Telecommunications	UK	11.76
6-Mar-06	KIMCOR DIAMONDS	Diamonds & Gemstones	UK	11.74
25-Sep-03	BRISTOL & LONDON	Specialty Finance	UK	11.74
29-Feb-00	FORBIDDEN TECHNOLOGIES	Software	UK	11.73
4-Jan-06	APPIAN TECHNOLOGY	Electronic Equipment	UK	11.65
28-May-02	GLADSTONE	Software	UK	11.64
13-Mar-02	SECTORGUARD	Business Support Services	UK	11.61
30-Mar-05	CENTRAL CHINA GOLDFIELDS	Gold Mining	UK	11.57
9-May-00	BETINTERNET.COM	Gambling	UK	11.53
13-Jul-06	ZONE-IP LTD	Telecommunications Equipment	Israel	11.50
8-Dec-98	ARTISAN(UK)	Home Construction	UK	11.50
28-Sep-95	PAN ANDEAN RESOURCES	Exploration & Production	UK	11.50
7-Dec-05	AUTOCLENZ HLDGS	Business Support Services	UK	11.49
11-Jul-05	TESCOM SOFTWARE SYSTEMS TESTING	Computer Services	Israel	11.45
19-May-06	INOVA HLDGS	Computer Services	UK	11.42
16-May-05	ELIXIR PETROLEUM LIMITED	Exploration & Production	Australia	11.41
14-Jun-96	THEO-FENNELL	Clothing & Accessories	UK	11.32
1-Jun-05	TRISTEL	Health Care Providers	UK	11.32
27-Apr-00	SIGMA CAPITAL GROUP PLC	Specialty Finance	UK	11.29
20-Sep-06	IPOINT-MEDIA PLC	Mobile Telecommunications	UK	11.17
4-Aug-04	MEDSEA ESTATES GROUP	Real Estate Holding & Development	UK	11.12
30-Dec-05	RUSINA MINING	General Mining	Australia	11.10
5-Sep-06	DISCOVER LEISURE PLC	Recreational Services	UK	11.10
8-May-06	TURBOTEC PRODUCTS	Industrial Machinery	UK	11.08
24-Mar-05	DORI MEDIA GROUP	Broadcasting & Entertainment	Israel	11.07
31-May-06	CONDOR RESOURCES	Specialty Finance	UK	11.03
6-Oct-97	AVANTI CAPITAL	Equity Investment Instruments	UK	10.93
29-Jun-05	THOR MINING	General Mining	UK	10.91
20-Jul-04	MERIDIAN PETROLEUM	Exploration & Production	UK	10.91
7-Sep-06	CHROMEX MINING PLC	General Mining	UK	10.90
6-Jul-06	CURIDIUM MEDICA PLC	Biotechnology	UK	10.87
20-Mar-00	WORLD CAREERS NETWORK	Business Training & Employment Agencies	UK	10.87
31-Oct-96	DEEP-SEA LEISURE	Recreational Services	UK	10.85
13-Jul-05	WATERLINE GROUP	Building Materials & Fixtures	UK	10.82



**OXFORD
METRICA**

**Companies Listed on the London Stock Exchange AIM
At 30th Sep 2006**

List date	Company	Sub sector	Country of Origin	Mkt Cap £m
26-Aug-04	MEDIASURFACE	Software	UK	10.81
20-Oct-03	STEPQUICK	Specialty Finance	UK	10.78
15-Jun-04	HEMISPHERE PROPERTIES	Real Estate Holding & Development	UK	10.78
21-Sep-95	WYNNSTAY PROPERTIES	Real Estate Holding & Development	UK	10.73
23-Sep-05	GETECH GROUP	Oil Equipment & Services	UK	10.66
30-Apr-01	STREAM GROUP	Publishing	UK	10.66
17-Jun-02	SWP GROUP PLC	Building Materials & Fixtures	UK	10.64
25-Apr-06	ARDENT GROUP	Specialty Finance	UK	10.59
21-Dec-99	AI CLAIMS SOLUTIONS	Travel & Tourism	UK	10.58
3-Nov-03	CBG GROUP	Insurance Brokers	UK	10.54
24-May-05	SLINGSBY(H.C.)	Industrial Machinery	UK	10.50
9-Sep-05	GLOBAL NATURAL ENERGY	Specialty Retailers	UK	10.49
15-Apr-05	CHURCHILL MINING	General Mining	UK	10.48
16-Mar-06	LEGACY DISTRIBUTION GROUP INC	Tobacco	USA	10.47
20-Jul-04	BLUEHEATH HLDGS	Food Products	UK	10.43
18-Aug-04	IMAGESOUND	Broadcasting & Entertainment	UK	10.40
5-Aug-05	PTARMIGAN PROPERTY	Equity Investment Instruments	UK	10.38
18-Jul-05	STEM CELL SCIENCES	Biotechnology	UK	10.37
8-Jan-01	INTERCEDE GROUP	Software	UK	10.36
17-Jan-06	TOWER RESOURCES	Exploration & Production	UK	10.31
23-Mar-06	PACTOLUS HUNGARIAN PROPERTY	Real Estate Holding & Development	UK	10.28
12-May-04	SOLAR INTEGRATED TECHNOLOGIES INC	Electrical Components & Equipment	USA	10.27
31-May-06	ESSENTIALLY GROUP LTD	Media Agencies	UK	10.20
4-Jan-06	DERMASALVE SCIENCES	Personal Products	UK	10.19
11-Apr-06	MATRA PETROLEUM	Exploration & Production	UK	10.17
20-Jun-05	ROBOTIC TECHNOLOGY SYSTEMS	Medical Equipment	UK	10.13
15-Apr-04	PKL HLDGS	Business Support Services	UK	10.11
23-Mar-06	SYNTOPIX GROUP	Pharmaceuticals	UK	10.09
17-Mar-06	NEW MEDIA LOTTERY SERVICES	Gambling	Republic of Ireland	10.07
13-Jun-02	COBRA BIO-MANUFACTURING PLC	Biotechnology	UK	10.04
17-Feb-05	SUMUS	Specialty Finance	UK	10.01
11-Dec-00	EUROPEAN DIAMONDS	Diamonds & Gemstones	UK	10.01
23-Dec-03	CAVANAGH GROUP	Consumer Finance	UK	10.00
16-Apr-04	ELCOM INTERNATIONAL	Software	USA	9.97
10-Sep-04	SMART TELECOM	Fixed Line Telecommunications	Republic of Ireland	9.95
11-Sep-01	HENDERSON MORLEY	Pharmaceuticals	UK	9.95
6-Sep-06	COMS PLC	Specialty Finance	UK	9.92
23-Dec-04	JARVIS SECURITIES	Specialty Finance	UK	9.87
14-Feb-05	DAWSON INTERNATIONAL	Clothing & Accessories	UK	9.82
10-Oct-05	NEPTUNE MINERALS	General Mining	UK	9.81
16-Jun-98	GOURMET HLDGS	Restaurants & Bars	UK	9.75
26-Sep-05	WHAM ENERGY	Exploration & Production	UK	9.75
14-Nov-05	GENESIS PETROLEUM CORP	Integrated Oil & Gas	UK	9.73
23-Sep-05	HOT TUNA INTERNATIONAL	Clothing & Accessories	UK	9.68
12-Dec-00	CSS STELLAR PLC	Media Agencies	UK	9.68
24-Mar-04	NAMIBIAN RESOURCES	Diamonds & Gemstones	UK	9.67
4-Jan-06	CLEARDEBT GROUP	Consumer Finance	UK	9.64
20-Jan-04	BLAVOD EXTREME SPIRITS	Distillers & Vintners	UK	9.64
16-Jun-06	FINANCIAL PAYMENT SYSTEMS	Financial Administration	UK	9.63
2-Mar-05	SARANTEL GROUP	Telecommunications Equipment	UK	9.58
14-Aug-02	THISTLE MINING INC	Gold Mining	Canada	9.46
20-Jun-05	INFOSCREEN NETWORKS	Broadcasting & Entertainment	UK	9.38
11-Jul-06	ARC FUND MANAGEMENT HLDGS PLC	Asset Managers	UK	9.37
21-Dec-05	NETTWORK	Specialty Finance	UK	9.30
29-Oct-04	BLUE STAR CAPITAL	Specialty Finance	UK	9.23
15-Feb-02	CYPROTEX	Pharmaceuticals	UK	9.17
28-Aug-03	CORPORA	Software	UK	9.17
11-Aug-06	VENTECO PLC	Business Support Services	UK	9.16
25-Apr-05	SPECTRUM INTERACTIVE PLC	Fixed Line Telecommunications	UK	9.15
29-Nov-05	TRAKM8 HLDGS	Computer Hardware	UK	9.10
6-Mar-06	CUBUS LUX	Recreational Services	UK	9.09
28-Jul-05	INTERNATIONAL MOLYBDENUM	General Mining	UK	9.06
16-Mar-01	CYBIT HLDGS	Transportation Services	UK	9.00
21-Dec-04	YOOMEDIA	Broadcasting & Entertainment	UK	8.99
30-Aug-06	AIM REALISATION FUND LTD	Equity Investment Instruments	UK	8.96
31-Mar-05	VIVIDAS GROUP	Software	UK	8.94
9-Aug-01	STONEMARTIN	Business Support Services	UK	8.93
26-Aug-99	CLIPPER VENTURES	Recreational Services	UK	8.93
16-Jul-03	ORAD HI TEC SYSTEMS	Computer Hardware	Israel	8.84
6-Apr-05	LANDORE RESOURCES	Gold Mining	UK	8.84
26-May-04	TELEUNIT SPA	Fixed Line Telecommunications	Italy	8.83
30-Sep-04	LOMBARD RISK MANAGEMENT	Software	UK	8.81
14-Jan-05	SERVICED OFFICE GROUP	Real Estate Holding & Development	UK	8.80
19-Nov-03	TRIPLEARC	Business Support Services	UK	8.80
7-Jan-05	MEDOIL	Exploration & Production	UK	8.78
7-Jul-98	SURGICAL INNOVATIONS GROUP	Medical Equipment	UK	8.76
17-Feb-06	IAF GROUP	Asset Managers	UK	8.74
14-Dec-05	ADVANCED SMARTCARD TECHNOLOGIES	Software	UK	8.69
21-Aug-00	IDN TELECOM	Fixed Line Telecommunications	UK	8.63
28-Apr-06	BIOGANIX	Waste & Disposal Services	UK	8.62



**OXFORD
METRICA**

**Companies Listed on the London Stock Exchange AIM
At 30th Sep 2006**

List date	Company	Sub sector	Country of Origin	Mkt Cap £m
18-May-04	WENSUM CO	Clothing & Accessories	UK	8.62
28-Mar-06	NORTHBRIDGE INDUSTRIAL SERVICES	Industrial Machinery	UK	8.61
29-Apr-05	OPTIMISA	Media Agencies	UK	8.56
5-Jul-04	PROLOGIC	Software	UK	8.50
28-Jun-96	INTELLIGENT ENVIRONMENTS GROUP	Internet	UK	8.48
2-May-02	ENSOR HLDGS	Industrial Suppliers	UK	8.39
10-Jun-04	REAL ESTATE INVESTORS	Real Estate Holding & Development	UK	8.39
25-May-04	SHOPRITE GROUP	Food Retailers & Wholesalers	UK	8.38
9-Mar-04	GIPPSLAND	General Mining	Australia	8.37
17-Feb-05	UNITED CARPETS GROUP	Home Improvement Retailers	UK	8.34
4-Jan-06	VTR	Broadcasting & Entertainment	UK	8.33
5-Sep-06	PINNACLE STAFFING GROUP PLC	Business Training & Employment Agencies	UK	8.33
26-Jul-06	GOLDPLAT PLC	Gold Mining	UK	8.32
23-Dec-05	VENUE SOLUTIONS HLDGS	Business Support Services	UK	8.29
12-Sep-02	FOOD & DRINK GROUP (THE)	Restaurants & Bars	UK	8.28
13-Aug-01	MILLWALL HLDGS	Recreational Services	UK	8.28
26-Jul-04	DISPERSE GROUP	Personal Products	UK	8.27
14-Nov-96	RAMCO ENERGY	Exploration & Production	UK	8.26
2-Aug-04	BUSINESS SYSTEMS GRP HLDGS	Computer Services	UK	8.23
5-Apr-06	TWENTY	Media Agencies	UK	8.22
2-Oct-95	WESTMOUNT ENERGY	Exploration & Production	UK	8.20
17-Oct-96	VICTORY CORP	Personal Products	UK	8.19
28-Dec-05	GREATFLEET	Business Training & Employment Agencies	UK	8.16
23-Nov-05	ELEPHANT LOANS & MORTGAGES	Mortgage Finance	UK	8.12
25-Apr-01	BLACK ROCK OIL & GAS	Exploration & Production	UK	8.12
16-May-02	MANPOWER SOFTWARE	Software	UK	8.11
24-Sep-01	SWAN(JOHN)& SONS	Specialized Consumer Services	UK	8.07
29-Mar-00	VIANET GROUP	Computer Hardware	UK	8.04
19-Aug-98	PATHFINDER PROPERTIES	Real Estate Holding & Development	UK	8.00
8-Dec-00	SURFACE TECHNOLOGY SYSTEMS	Semiconductors	UK	7.95
10-May-05	HAMSARD GROUP	Software	UK	7.93
4-May-01	MERCURY RECYCLING GROUP	Waste & Disposal Services	UK	7.93
20-Dec-05	VIGILANT TECHNOLOGY	Electronic Equipment	Israel	7.92
15-Jun-06	DILLISTONE GROUP	Software	UK	7.91
29-Mar-04	SKY CAPITAL ENTERPRISES	Business Support Services	USA	7.90
5-Aug-98	PREMIER DIRECT GROUP	Specialty Retailers	UK	7.88
16-Dec-05	CARTUCHO GROUP	Specialty Retailers	UK	7.88
21-May-04	LOCAL RADIO CO(THE)	Broadcasting & Entertainment	UK	7.87
2-Mar-04	MEDORO RESOURCES	Gold Mining	Canada	7.87
12-Dec-05	OFF-PLAN FUND(THE)	Equity Investment Instruments	UK	7.76
31-Oct-00	MEDIWATCH	Medical Equipment	UK	7.75
17-Feb-06	CLARKSON HILL GROUP	Investment Services	UK	7.74
24-Apr-02	COMPACT POWER HLDGS	Waste & Disposal Services	UK	7.74
30-Apr-04	ENERGY TECHNIQUE	Industrial Machinery	UK	7.70
14-Aug-06	BEST OF THE BEST PLC	Gambling	UK	7.69
6-Dec-04	GATEKEEPER SYSTEMS INC	Business Support Services	USA	7.69
25-Oct-02	JOURDAN	Durable Household Products	UK	7.68
13-Mar-02	LEEDS GROUP PLC	Specialty Finance	UK	7.62
26-Oct-99	IMS MAXIMS	Software	UK	7.60
21-Feb-05	ADAMIND	Software	Israel	7.60
5-Jun-02	INTERNATIONAL BRAND LICENSING	Specialty Finance	UK	7.56
11-Apr-01	NMI SECURITY	Electronic Equipment	UK	7.53
17-Jan-96	WESTERN SELECTION	Equity Investment Instruments	UK	7.42
29-Jun-05	TOWER	Telecommunications Equipment	UK	7.36
1-Dec-05	SEEING MACHINES	Computer Hardware	Australia	7.36
17-Jun-97	HIGHLAND TIMBER	Forestry	UK	7.36
26-Jun-06	LORIEN	Business Training & Employment Agencies	UK	7.36
31-Dec-04	SPACEANDPEOPLE	Media Agencies	UK	7.35
24-May-06	AVARAE GLOBAL COINS	Specialty Finance	UK	7.30
31-Aug-06	PRINCE CATERING & MGMT(OVERSEAS)LTD	Restaurants & Bars	British Virgin Islands	7.30
1-Feb-05	VOLLER ENERGY GROUP	Electrical Components & Equipment	UK	7.25
13-Jan-04	EIRX THERAPEUTICS PLC	Biotechnology	UK	7.22
14-Aug-03	TARQUIN RESOURCES	Specialty Finance	UK	7.20
3-May-05	CASTLE ACQUISITIONS	Specialty Finance	UK	7.15
2-May-02	1ST DENTAL LABORATORIES	Health Care Providers	UK	7.14
24-Dec-02	VOLVERE	Specialty Finance	UK	7.10
9-Aug-04	BAILEY(C.H.)	Commercial Vehicles & Trucks	UK	7.09
9-May-05	EASTERN MEDITERRANEAN RESOURCES	Gold Mining	Cyprus	7.07
8-Dec-00	SEFTON RESOURCES INC	Exploration & Production	British Virgin Islands	7.06
25-Apr-06	AUKETT FITZROY ROBINSON GROUP	Business Support Services	UK	7.06
20-Feb-98	UNIVERSE GROUP	Business Support Services	UK	7.05
30-Dec-05	NEXTGEN GROUP	Biotechnology	UK	7.02
3-Apr-06	LUDORUM	Specialty Finance	UK	6.98
10-Feb-06	SOLOMON GOLD	Gold Mining	UK	6.97
20-Dec-02	EDUCATION DEVELOPMENT INTL	Specialized Consumer Services	UK	6.95
19-May-06	ST JAMES'S ENERGY	Specialty Finance	UK	6.94
14-Aug-06	CARNEGIE MINERALS PLC	General Mining	UK	6.93
22-Aug-06	CRIMSON TIDE PLC	Telecommunications Equipment	UK	6.90
1-Nov-00	CHARTERIS	Computer Services	UK	6.88
5-Dec-00	PIPEHAWK	Electronic Equipment	UK	6.86



**OXFORD
METRICA**

**Companies Listed on the London Stock Exchange AIM
At 30th Sep 2006**

List date	Company	Sub sector	Country of Origin	Mkt Cap £m
30-Jan-01	EARTHPORT PLC	Internet	UK	6.86
6-Aug-98	CRC GROUP	Computer Services	UK	6.85
3-Jan-02	DDD GROUP PLC	Software	UK	6.82
22-Jan-01	TIGER RESOURCE FINANCE	Equity Investment Instruments	UK	6.81
27-Mar-06	WESTERN & ORIENTAL	Travel & Tourism	UK	6.78
28-Jun-04	BRADY	Software	UK	6.77
24-Mar-00	REGEN THERAPEUTICS	Biotechnology	UK	6.77
5-Dec-05	MISSION CAPITAL	Real Estate Holding & Development	UK	6.74
16-Dec-05	MINMET	General Mining	Republic of Ireland	6.74
10-Aug-05	GETMOBILE EUROPE	Mobile Telecommunications	UK	6.73
18-Aug-06	KENETICS GROUP LTD	Electronic Equipment	UK	6.72
8-May-06	HORIZONTE MINERALS	Gold Mining	UK	6.71
13-Feb-06	MICROFUZE INTERNATIONAL	Steel	UK	6.71
5-Dec-01	TRICORN GROUP	Industrial Machinery	UK	6.70
2-Oct-96	EURASIA MINING	Platinum & Precious Metals	UK	6.68
8-Aug-05	WORKPLACE SYSTEMS INTL	Software	UK	6.67
30-Nov-01	SYMPHONY PLASTIC TECHNOLOGIES	Containers & Packaging	UK	6.66
9-Dec-04	FALKLAND GOLD & MINERALS	General Mining	Falkland Islands	6.65
25-Apr-02	IMAGE SCAN HLDGS	Electronic Equipment	UK	6.64
7-Sep-06	FACES COSMETICS PLC	Specialty Retailers	UK	6.63
21-Sep-00	PLAYWIZE PLC	Toys	UK	6.61
17-Aug-05	FIRST ARTIST CORP	Media Agencies	UK	6.58
12-Aug-05	RENEURON GROUP	Biotechnology	UK	6.56
10-Oct-00	ID DATA	Electronic Equipment	UK	6.55
15-Dec-04	RAVEN CAPITAL INC	Specialty Finance	Cayman Islands	6.54
5-Jun-06	CORSIE GROUP	Recreational Services	UK	6.52
19-Sep-06	VERONA PHARMA PLC	Biotechnology	UK	6.49
16-Nov-05	PREMIER BIONICS	Medical Equipment	Australia	6.48
2-Jun-98	JAMES R KNOWLES(HLDGS)	Business Support Services	UK	6.47
25-Apr-02	POOLE INVESTMENTS	Building Materials & Fixtures	UK	6.47
14-Nov-03	HEALTHCARE ENTERPRISE GROUP PLC	Medical Supplies	UK	6.45
16-Dec-05	GVM METALS	Gold Mining	Australia	6.43
28-Jan-05	CONIVAL	Food Products	UK	6.38
1-Jul-05	ERUMA	Business Support Services	UK	6.35
24-Nov-95	LONDON TOWN	Real Estate Holding & Development	UK	6.34
5-Sep-00	STARVEST	Specialty Finance	UK	6.33
3-Aug-06	CUE ENERGY PLC	Specialty Finance	UK	6.33
2-Jul-02	WIDNEY	Industrial Machinery	UK	6.33
30-Mar-00	FISKE	Investment Services	UK	6.32
30-Aug-02	MEDAL ENTERTAINMENT & MEDIA	Specialty Finance	UK	6.31
16-Mar-00	FOCUS SOLUTIONS GROUP	Software	UK	6.30
4-Apr-06	CHEEKYMOON ENTERTAINMENT	Gambling	UK	6.30
8-Jul-05	ZI MEDICAL	Medical Equipment	UK	6.27
28-May-03	COE GROUP	Electronic Equipment	UK	6.26
26-Nov-04	CORNWELL MANAGEMENT CONSULTANTS	Business Support Services	UK	6.25
1-Aug-03	AIRSPRUNG FURNITURE GROUP	Furnishings	UK	6.21
8-Dec-03	PIXOLOGY	Software	UK	6.20
9-May-06	SWALLOWFIELD	Personal Products	UK	6.19
13-Sep-06	WEATHER LOTTERY PLC (THE)	Gambling	UK	6.16
28-Jun-05	ACCESS INTELLIGENCE	Computer Services	UK	6.12
14-Jan-03	JUST CAR CLINICS GROUP	Specialty Retailers	UK	6.03
31-Dec-04	SERVISION	Business Support Services	UK	6.01
23-Oct-02	3DM WORLDWIDE	Specialty Chemicals	UK	5.96
16-May-00	ONECLICKHR	Software	UK	5.95
3-Jul-00	MURCHISON UNITED NL	General Mining	Australia	5.94
18-Nov-99	TERTIARY MINERALS PLC	General Mining	UK	5.93
28-Jul-05	ARIANA RESOURCES	Gold Mining	UK	5.87
15-Jul-02	SKY CAPITAL HLDGS	Investment Services	USA	5.81
31-Mar-05	NORISH	Business Support Services	Republic of Ireland	5.80
20-Jun-05	CHROMOGENEX	Medical Equipment	UK	5.79
2-Dec-04	KRYSO RESOURCES	Gold Mining	UK	5.79
8-Mar-06	MOBILE TORNADO GROUP	Mobile Telecommunications	UK	5.74
14-Dec-04	SYNCHRONICA	Telecommunications Equipment	UK	5.73
2-Oct-95	CW RESIDENTIAL	Real Estate Holding & Development	UK	5.72
8-Jun-06	SUMMIT RESOURCES PLC	Specialty Finance	UK	5.69
23-Aug-05	AMBERLEY GROUP	Software	UK	5.69
13-Feb-04	ADL	Health Care Providers	UK	5.68
9-Oct-00	MONDAS	Software	UK	5.66
28-Apr-00	TECTEON	Telecommunications Equipment	UK	5.65
1-Aug-03	TELLINGS GOLDEN MILLER GROUP	Travel & Tourism	UK	5.62
7-May-04	CNG TRAVEL GROUP	Travel & Tourism	Republic of Ireland	5.59
31-Aug-04	BUSINESS DIRECT GROUP	Business Support Services	UK	5.59
4-Apr-05	ALBA MINERAL RESOURCES	General Mining	UK	5.58
16-Nov-04	ALL IPO	Specialty Finance	UK	5.57
26-Jul-00	CAMBRIDGE MINERAL RESOURCES	General Mining	UK	5.55
23-Jun-06	GEONG INTERNATIONAL	Software	UK	5.49
20-Jun-06	AVID HLDGS	Business Support Services	UK	5.49
4-May-00	STOCKCUBE	Specialty Finance	UK	5.48
5-Aug-97	REFLEC	Specialty Chemicals	UK	5.45
11-Aug-99	RDF GROUP	Computer Services	UK	5.42



**OXFORD
METRICA**

**Companies Listed on the London Stock Exchange AIM
At 30th Sep 2006**

List date	Company	Sub sector	Country of Origin	Mkt Cap £m
12-Mar-98	PENNANT INTERNATIONAL GROUP	Software	UK	5.42
12-May-04	NEWPORT NETWORKS GROUP	Telecommunications Equipment	UK	5.41
14-Nov-00	EQ GROUP	Media Agencies	UK	5.41
14-Oct-02	PRESTBURY HLDGS	Specialty Finance	UK	5.41
4-Jul-05	PHSC	Business Support Services	UK	5.40
16-Apr-04	CROMA GROUP	Defence	UK	5.37
16-Jul-01	HARTEST HLDGS	Industrial Machinery	UK	5.34
19-Aug-04	WORLD TELEVISION GROUP	Computer Services	UK	5.33
15-Jun-98	ATA GROUP	Business Training & Employment Agencies	UK	5.32
23-Jun-06	INFOSERVE GROUP PLC	Internet	UK	5.32
23-Sep-02	TXO	Exploration & Production	UK	5.26
29-Jun-05	LEES FOODS PLC	Food Products	UK	5.23
4-Dec-03	MARAKAND MINERALS	General Mining	UK	5.18
20-Jul-04	EUROGOLD	Gold Mining	Australia	5.17
4-Jan-06	SLIMMA	Clothing & Accessories	UK	5.16
13-Oct-04	ORCA INTERACTIVE	Software	Israel	5.12
15-Apr-05	TG21	Business Support Services	UK	5.11
17-Dec-01	DOWGATE CAPITAL	Specialty Finance	UK	5.07
9-Mar-05	IN CUP PLUS	Industrial Machinery	UK	5.06
29-Sep-00	COUNTY CONTACT CENTRES	Business Support Services	UK	5.05
19-May-06	MARIANA RESOURCES	Gold Mining	UK	5.04
12-Dec-03	ASFARE GROUP	Industrial Machinery	UK	5.02
8-Dec-99	WESTSIDE ACQUISITIONS PLC	Specialty Finance	UK	4.96
3-Mar-97	PETARDS GROUP	Business Support Services	UK	4.94
22-Sep-06	ASIA RESOURCES PLC	Specialty Finance	UK	4.92
1-Feb-05	AQUILO	Business Support Services	UK	4.92
29-Jul-03	CITYBLOCK	Real Estate Holding & Development	UK	4.91
24-Feb-05	EQUITY PRE-IPO INVESTMENTS	Specialty Finance	UK	4.90
12-Aug-03	DESIGNER VISION GROUP	Auto Parts	UK	4.84
12-Feb-02	DIPFORD GROUP	Specialty Finance	UK	4.82
14-Jul-04	PLAYGOLF(HLGS)	Recreational Services	UK	4.78
4-Aug-00	POTENTIAL FINANCE GROUP	Specialty Finance	UK	4.77
2-Dec-02	CENTURION ELECTRONICS	Auto Parts	UK	4.75
17-Apr-97	NMT GROUP	Medical Equipment	UK	4.75
1-Mar-05	CAMBRIAN OIL & GAS	Exploration & Production	UK	4.74
3-Oct-01	VITESSE MEDIA	Publishing	UK	4.71
26-Aug-04	RIVER DIAMONDS PLC	General Mining	UK	4.70
30-Aug-05	ROOTALA	Travel & Tourism	UK	4.69
24-Jul-03	DENSITRON TECHNOLOGIES	Electrical Components & Equipment	UK	4.69
2-May-02	DREAM DIRECT GROUP	Broadline Retailers	UK	4.67
13-Jan-05	HARDY AMIES	Apparel Retailers	UK	4.66
1-Jul-04	EXC	Business Support Services	UK	4.66
30-Nov-04	MICROEMISSIVE DISPLAYS GROUP	Electrical Components & Equipment	UK	4.63
31-Oct-05	ZAMBEZI NICKEL	General Mining	Bermuda	4.60
30-Sep-05	MOYDOW MINES INTERNATIONAL INC	Gold Mining	Canada	4.59
2-Sep-98	PRIVATE & COMMERCIAL FINANCE GROUP	Specialty Finance	UK	4.58
13-Feb-06	CAGNEY	Media Agencies	UK	4.57
24-Aug-04	SPORTS NETWORK GROUP	Media Agencies	UK	4.55
12-Jun-02	ULTIMATE FINANCE GROUP	Specialty Finance	UK	4.50
28-Jul-04	SPIRITEL	Mobile Telecommunications	UK	4.50
23-Dec-04	MAGHREB MINERALS	General Mining	UK	4.48
30-Sep-04	SEVEN ARTS PICTURES	Broadcasting & Entertainment	UK	4.42
31-Aug-04	INTERMODAL RESOURCE	Commercial Vehicles & Trucks	UK	4.41
1-Sep-05	INTERACTIVE GAMING HOLDINGS	Gambling	UK	4.40
28-Jul-04	FRENKEL TOPPING GROUP	Specialty Finance	UK	4.38
11-Oct-04	SAREUM HLDGS PLC	Pharmaceuticals	UK	4.38
31-Mar-06	ZEST GROUP	Broadcasting & Entertainment	UK	4.34
15-Mar-00	FULCRUM PHARMA	Pharmaceuticals	UK	4.34
20-May-98	TOUCH GROUP	Media Agencies	UK	4.33
25-Jul-05	SPG MEDIA GROUP	Publishing	UK	4.29
9-May-06	ATELIS	Software	UK	4.25
5-Jun-97	SBS GROUP	Business Training & Employment Agencies	UK	4.23
25-Nov-04	CREON CORP	Specialty Finance	UK	4.22
18-Jul-05	JARLWAY HLDGS	Industrial Machinery	UK	4.21
27-Sep-05	CDS OIL & GAS GROUP	Exploration & Production	UK	4.21
8-Oct-01	HOLDERS TECHNOLOGY	Electrical Components & Equipment	UK	4.20
6-Sep-06	RUBICON SOFTWARE GROUP PLC	Software	UK	4.15
9-Jan-04	SIRVIS IT	Software	UK	4.13
20-Oct-05	X-PHONICS PLC	Broadcasting & Entertainment	UK	4.11
21-Jul-06	ROSS HOME BUILDERS PLC	Real Estate Holding & Development	UK	4.01
2-Aug-05	ADWALKER	Media Agencies	Republic of Ireland	4.01
2-Apr-03	PENTAGON PROTECTION	Business Support Services	UK	4.00
10-Mar-04	SCREEN FX	Media Agencies	UK	4.00
18-Feb-05	URANIUM RESOURCES	Specialty Finance	UK	3.96
5-Aug-97	G.R.(HLDGS)	Specialty Finance	UK	3.95
30-Jun-06	HML HLDGS PLC	Real Estate Holding & Development	UK	3.93
3-Aug-05	MESSAGING INTERNATIONAL	Mobile Telecommunications	UK	3.90
1-Mar-06	EBTM	Broadline Retailers	UK	3.89
14-May-01	ZOO DIGITAL GROUP PLC	Software	UK	3.88
17-Sep-04	CRUCIAL PLAN	Hotels	UK	3.87



**OXFORD
METRICA**

**Companies Listed on the London Stock Exchange AIM
At 30th Sep 2006**

List date	Company	Sub sector	Country of Origin	Mkt Cap £m
31-Aug-01	INVOX	Fixed Line Telecommunications	UK	3.83
17-Jun-04	PAVILION INSURANCE NETWORK	Full Line Insurance	UK	3.82
2-Dec-05	GENOSIS	Medical Supplies	UK	3.80
14-Sep-06	RETEC DIGITAL PLC	Electronic Equipment	UK	3.79
14-Sep-95	PRESTON NORTH END	Recreational Services	UK	3.79
20-Mar-06	KLEENAIR SYSTEMS INTERNATIONAL	Electrical Components & Equipment	UK	3.78
17-Feb-06	WHITE STAR PROPERTY HLDGS	Real Estate Holding & Development	UK	3.78
15-Dec-05	ASPEN CLEAN ENERGY	Specialty Finance	UK	3.73
7-Feb-06	CONTEMPORARY ENTERPRISES	Software	UK	3.71
4-Dec-01	GALLEON HOLDINGS	Media Agencies	UK	3.71
20-Sep-02	NEWMARK SECURITY	Business Support Services	UK	3.70
23-Jun-05	SEASHELL II	Specialty Finance	Belize (British Honduras)	3.70
1-Apr-05	BLUE STAR MOBILE GROUP	Mobile Telecommunications	UK	3.69
4-Sep-00	NORTHACRE	Real Estate Holding & Development	UK	3.69
12-Nov-02	ADVANCED POWER COMPONENTS	Electrical Components & Equipment	UK	3.67
11-Aug-05	ALPHA STRATEGIC	Specialty Finance	UK	3.67
20-Sep-06	OAKHILL GROUP PLC	Publishing	Republic of Ireland	3.67
2-Aug-06	1PM PLC	Specialty Finance	UK	3.66
3-Apr-98	VI GROUP	Software	UK	3.63
29-Oct-04	CLERKENWELL VENTURES	Nonequity Investment Instruments	UK	3.62
30-Sep-05	CONSOLIDATED COMMUNICATIONS CORP	Fixed Line Telecommunications	Republic of Ireland	3.59
18-Dec-00	CONDER ENVIRONMENTAL	Industrial Machinery	UK	3.58
27-Jan-03	BIONEX INVESTMENTS	Equity Investment Instruments	UK	3.56
14-Dec-01	STAGECOACH THEATRE ARTS	Specialized Consumer Services	UK	3.51
7-Apr-05	CONCATENO	Specialty Finance	UK	3.50
29-Dec-05	NASSTAR	Software	UK	3.49
9-May-05	BEOWULF MINING	General Mining	UK	3.49
25-Jul-00	EMPIRE INTERACTIVE	Software	UK	3.48
24-May-05	JUDGES CAPITAL	Industrial Machinery	UK	3.47
17-Nov-05	ANGEL BIOTECHNOLOGY HLDGS	Biotechnology	UK	3.46
6-Apr-06	EVERFOR DIAMONDS	Diamonds & Gemstones	UK	3.46
21-Sep-05	CELLCAST GROUP	Broadcasting & Entertainment	UK	3.44
29-Jul-05	RED ROCK RESOURCES	General Mining	UK	3.43
1-Jun-99	COOLABI	Broadcasting & Entertainment	UK	3.42
7-Dec-05	BRAEMAR GROUP	Real Estate Holding & Development	UK	3.41
16-Jun-05	CENTROM GROUP	Computer Services	UK	3.39
3-Feb-05	BLACK RAVEN PROPERTIES	Specialty Finance	UK	3.38
7-Nov-00	EAGLE EYE TELEMATICS PLC	Transportation Services	UK	3.37
31-Mar-05	CARPATHIAN RESOURCES	Exploration & Production	Australia	3.36
7-Jun-05	ULTIMA NETWORKS	Computer Services	UK	3.33
16-Dec-96	PILAT TECHNOLOGIES INTERNATIONAL	Business Training & Employment Agencies	Israel	3.30
7-Jun-04	MKM GROUP	Media Agencies	UK	3.28
29-Sep-05	GLOBAL BRANDS SA	Restaurants & Bars	Luxembourg	3.26
19-Jan-05	OPTIMISTIC ENTERTAINMENT	Broadcasting & Entertainment	UK	3.24
3-Feb-04	REAL AFFINITY PLC	Media Agencies	UK	3.22
28-Jul-05	UBET2WIN	Gambling	UK	3.21
19-Sep-06	OMEGA DIAGNOSTICS GROUP PLC	Medical Supplies	UK	3.20
27-Sep-00	TANDEM GROUP	Recreational Products	UK	3.19
24-Apr-02	LO-Q	Recreational Services	UK	3.17
30-Jun-05	KIOTECH INTERNATIONAL	Biotechnology	UK	3.15
8-Mar-06	NETSERVICES	Internet	UK	3.05
22-Jun-05	SPEARHEAD	Computer Services	USA	3.05
5-May-05	MAGNESIUM INTERNATIONAL	General Mining	Australia	3.04
23-Nov-04	SOVGEM	Specialty Finance	UK	3.02
4-Jun-01	ATLANTIC GLOBAL PLC	Software	UK	2.98
28-Sep-95	METRODOME GROUP	Broadcasting & Entertainment	UK	2.94
15-Sep-04	ZYZYGY	Specialty Finance	UK	2.94
26-May-00	INGENTA	Publishing	UK	2.93
1-Oct-04	CHINA WONDER	Industrial Machinery	UK	2.92
4-Apr-05	EUROPEAN BUSINESS JETS	Airlines	UK	2.88
4-Feb-04	SUPERCART	Industrial Suppliers	UK	2.87
15-Feb-06	GLEN GROUP	Computer Services	UK	2.87
21-Jul-03	EUROPASIA EDUCATION	Specialty Finance	UK	2.86
1-Jul-98	FUNDAMENTAL-E INVESTMENTS PLC	Electrical Components & Equipment	UK	2.83
5-Jul-01	WATER HALL GROUP	Waste & Disposal Services	UK	2.81
21-Nov-97	MAELOR	Pharmaceuticals	UK	2.81
25-Oct-04	ADDLEISURE	Recreational Products	UK	2.81
24-Mar-04	COBRA CAPITAL	Specialty Finance	UK	2.79
24-Jun-04	IP LIVE	Specialty Finance	UK	2.79
8-Jul-03	CUSTOMVIS PLC	Medical Equipment	UK	2.75
1-Aug-02	NATURE TECHNOLOGY SOLUTIONS	Waste & Disposal Services	UK	2.75
24-Jun-04	INDEPENDENT MEDIA SUPPORT GROUP	Broadcasting & Entertainment	UK	2.74
26-Sep-02	ITRAIN	Business Training & Employment Agencies	UK	2.73
24-Feb-05	QONNECTIS	Computer Services	UK	2.73
29-Jul-02	ARC RISK MANAGEMENT GROUP	Business Support Services	UK	2.73
30-Dec-04	CREATIVE EDUCATION CORP	Specialized Consumer Services	UK	2.71
25-Apr-05	COMPANY HEALTH GROUP	Health Care Providers	UK	2.69
30-May-00	CONROY DIAMONDS & GOLD	Gold Mining	Republic of Ireland	2.68
3-Jul-06	GREATLAND GOLD PLC	Gold Mining	UK	2.64
23-Nov-00	BANK RESTAURANT GROUP	Restaurants & Bars	UK	2.63



**OXFORD
METRICA**

**Companies Listed on the London Stock Exchange AIM
At 30th Sep 2006**

List date	Company	Sub sector	Country of Origin	Mkt Cap £m
19-Jun-95	ATHELNEY TRUST	Equity Investment Instruments	UK	2.61
1-May-02	CHEERFUL SCOUT PLC	Broadcasting & Entertainment	UK	2.61
19-Jan-04	ETHANOL INVESTMENTS PLC	Specialty Chemicals	UK	2.59
11-Jul-05	JUMPIT ASA	Electrical Components & Equipment	Norway	2.56
10-Dec-04	AEC EDUCATION	Business Training & Employment Agencies	UK	2.54
22-Nov-05	HERENCIA RESOURCES	General Mining	UK	2.50
25-May-05	LAPP PLATS	General Mining	UK	2.50
18-Dec-96	ON-LINE PLC	Software	UK	2.49
18-Mar-05	ROEFORD PROPERTIES	Specialty Finance	UK	2.48
13-Mar-06	ENERGY ASSET MANAGEMENT	Business Support Services	UK	2.47
17-Feb-99	NBA QUANTUM	Heavy Construction	UK	2.45
6-Jun-05	SUNRISE DIAMONDS PLC	Diamonds & Gemstones	UK	2.44
29-Apr-05	DRAGANFLY INVESTMENTS	Specialty Finance	UK	2.43
21-Feb-05	TV COMMERCE HLDGS	Broadcasting & Entertainment	UK	2.41
2-Feb-06	STRONTIUM	Business Support Services	UK	2.40
12-Dec-03	IMMEDIA BROADCASTING	Broadcasting & Entertainment	UK	2.40
26-Jun-96	SOLID STATE	Electrical Components & Equipment	UK	2.37
30-Apr-04	BRIGHT THINGS	Toys	UK	2.35
2-Aug-00	INDEPENDANT INTL INV RESEARCH	Specialty Retailers	UK	2.34
27-Aug-04	FORMJET PLC	Software	UK	2.33
25-Sep-02	COBURG GROUP	Soft Drinks	UK	2.32
19-Dec-03	WILSHAW	Auto Parts	UK	2.30
28-Jan-05	MINCORP	General Mining	UK	2.28
15-Dec-04	MILLBROOK SCIENTIFIC INSTRUMENTS	Electronic Equipment	UK	2.27
28-Nov-00	TOTALLY	Publishing	UK	2.25
22-Feb-05	REGENCY MINES	General Mining	UK	2.23
24-May-05	INCAGOLD	Toys	UK	2.22
14-Dec-01	INDITHERM PLC	Specialty Chemicals	UK	2.22
4-Nov-98	HONEYCOMBE LEISURE	Restaurants & Bars	UK	2.20
28-Sep-04	TELEPHONE MAINTENANCE GROUP PLC	Fixed Line Telecommunications	UK	2.20
12-Mar-98	ASITE	Internet	UK	2.19
7-May-02	LPA GROUP	Electrical Components & Equipment	UK	2.18
27-Jan-97	JOHN LEWIS OF HUNGERFORD	Furnishings	UK	2.16
22-Feb-05	MEDIAZEST	Media Agencies	UK	2.13
8-Mar-06	CORE BUSINESS(THE)	Personal Products	UK	2.12
19-Dec-03	STRATEGIC RETAIL	Home Improvement Retailers	UK	2.10
30-Aug-00	STILO INTERNATIONAL	Internet	UK	2.09
7-Mar-06	INDIA OUTSOURCING SERVICES	Specialty Finance	UK	2.09
2-Jan-03	XPERTISE GROUP	Business Training & Employment Agencies	UK	2.08
19-Dec-03	VISTA GROUP	Building Materials & Fixtures	UK	2.08
31-Jan-01	TRANSPORT SYSTEMS	Transportation Services	UK	2.04
6-Feb-06	CHARIOT(UK)	Gambling	UK	2.04
19-May-00	JAB HLDGS	Equity Investment Instruments	UK	2.04
24-Sep-02	SURFACE TRANSFORMS PLC	Industrial Machinery	UK	2.03
29-Jun-98	CAPLAY	Restaurants & Bars	UK	2.03
25-Nov-05	CALDWELL INVESTMENTS	Clothing & Accessories	UK	1.99
12-Jan-05	DROMANA ESTATE	Distillers & Vintners	Australia	1.97
1-Sep-05	KARELIAN DIAMOND RESOURCES	Diamonds & Gemstones	Republic of Ireland	1.96
6-Jan-06	LEO INSURANCE SERVICES	Insurance Brokers	UK	1.95
1-Aug-05	SIRIUS EXPLORATION	General Mining	UK	1.94
10-Oct-00	MERCHANT HOUSE GROUP	Investment Services	UK	1.89
22-Apr-05	INTANDEM FILMS	Broadcasting & Entertainment	UK	1.87
27-Jun-05	GLOBAL GAMING TECHNOLOGIES	Software	UK	1.86
13-Oct-00	CYC HLDGS	Specialty Finance	UK	1.85
14-Oct-02	DAWMED SYSTEMS	Medical Equipment	UK	1.84
2-Jun-97	BILLAM	Equity Investment Instruments	UK	1.80
2-Oct-95	CASSIDY BROTHERS	Toys	UK	1.80
3-Feb-05	ADDWORTH	Specialty Finance	UK	1.79
1-Jul-99	WORKS MEDIA GROUP	Broadcasting & Entertainment	UK	1.77
21-Oct-04	MUSIC COPYRIGHT SOLUTIONS	Publishing	UK	1.77
16-Dec-96	HIGHAMS SYSTEMS SERVICES GROUP	Business Training & Employment Agencies	UK	1.75
22-May-02	KUJU	Software	UK	1.73
31-Aug-05	ALL NEW VIDEO	Mobile Telecommunications	UK	1.73
30-Sep-05	ASHTON PENNEY HLDGS	Business Training & Employment Agencies	UK	1.72
2-Feb-04	PALLADEX	Gold Mining	UK	1.70
27-Nov-96	CHARTERHOUSE COMMUNICATIONS	Publishing	UK	1.68
3-Apr-96	HURLINGHAM	Real Estate Holding & Development	UK	1.66
31-Mar-05	RED LEOPARD HLDGS	Equity Investment Instruments	UK	1.65
14-May-01	MAVERICK ENTERTAINMENT GROUP	Broadcasting & Entertainment	UK	1.65
13-Apr-06	MAYPOLE GROUP	Hotels	UK	1.64
24-Mar-06	LITCOMP	Property & Casualty Insurance	UK	1.62
30-Mar-05	INDIA STAR ENERGY	Specialty Finance	UK	1.61
26-Apr-00	GAMINGKING	Gambling	UK	1.60
23-Jul-96	MONDIAL ENGLISH HLDGS LTD	Industrial Machinery	Israel	1.60
13-Aug-97	LANDROUND	Media Agencies	UK	1.57
29-Jul-98	CEPS	Footwear	UK	1.56
24-Dec-02	TALENT GROUP	Broadcasting & Entertainment	UK	1.54
17-Dec-04	INTELLEGO HLDGS	Business Training & Employment Agencies	UK	1.54
4-Aug-00	CMS WEBVIEW	Publishing	UK	1.50
3-Dec-04	BERKELEY SCOTT GROUP	Business Training & Employment Agencies	UK	1.49



**OXFORD
METRICA**

**Companies Listed on the London Stock Exchange AIM
At 30th Sep 2006**

List date	Company	Sub sector	Country of Origin	Mkt Cap £m
31-Dec-04	MERCURY GROUP	Business Support Services	UK	1.47
15-Oct-02	CYTOMYX HLDGS	Biotechnology	UK	1.46
7-Apr-00	BRAINSPARK	Specialty Finance	UK	1.45
27-Aug-04	ENTERPRISEASIA	Equity Investment Instruments	UK	1.42
27-Sep-05	PANTHEON LEISURE	Recreational Services	UK	1.42
13-Sep-04	RED SQUARED	Computer Services	UK	1.42
14-Oct-02	WALKER (THOMAS)	Industrial Machinery	UK	1.39
15-Apr-04	4LESS GROUP (THE)	Specialty Finance	UK	1.38
25-Oct-96	RAM INVESTMENT GROUP	Electrical Components & Equipment	UK	1.36
23-Jul-98	FORTFIELD INVESTMENTS	Electronic Equipment	Republic of Ireland	1.36
19-Jun-95	FORMSCAN	Computer Hardware	UK	1.35
12-Dec-03	GRIFFIN GROUP	Investment Services	UK	1.31
31-Mar-05	HHK	Specialty Finance	UK	1.29
23-Dec-99	ABRAXUS INVESTMENTS	Real Estate Holding & Development	UK	1.28
7-Aug-03	MICAP	Biotechnology	UK	1.26
11-Jun-04	MULTIMEDIA TELEVISION	Broadcasting & Entertainment	UK	1.24
25-Mar-04	GOLDSTONE RESOURCES LTD	Gold Mining	UK	1.24
28-Jul-97	FAIRPLACE CONSULTING	Business Training & Employment Agencies	UK	1.23
16-Dec-04	LENNOX HLDGS PLC	Food Products	UK	1.20
15-Aug-01	PARALLEL MEDIA GROUP	Broadcasting & Entertainment	UK	1.18
20-Dec-04	PHYSIOMICS	Medical Equipment	UK	1.16
24-Oct-00	CLAIMS PEOPLE GROUP (THE)	Business Support Services	UK	1.16
29-Mar-01	WYATT GROUP	Specialty Finance	UK	1.14
11-May-05	MOTIVE TELEVISION	Broadcasting & Entertainment	UK	1.11
20-Nov-00	SILENTPOINT	Specialty Finance	UK	1.11
15-Feb-06	PERSONAL SCREENING	Medical Supplies	UK	1.10
3-Mar-06	ALLTRUE INVESTMENTS	Specialty Finance	UK	1.10
1-Jul-03	MILESTONE GROUP	Broadcasting & Entertainment	UK	1.03
10-Sep-01	TEP EXCHANGE GROUP	Specialty Finance	UK	0.99
5-Oct-04	MG CAPITAL	Specialty Finance	UK	0.98
5-Sep-00	NETB2B2	Computer Services	UK	0.94
4-Dec-00	KNOWLEDGE TECHNOLOGY SOLUTIONS	Publishing	UK	0.92
4-Feb-05	CRYSTALBAND	Building Materials & Fixtures	UK	0.91
3-Apr-00	MYRATECH.NET PLC	Software	UK	0.89
17-Jan-05	TRADING NEW HOMES	Real Estate Holding & Development	UK	0.89
18-Dec-02	PNC TELECOM	Fixed Line Telecommunications	UK	0.89
31-Mar-03	SOCCERCITY	Recreational Services	UK	0.86
23-Mar-04	NADLAN	Real Estate Holding & Development	UK	0.85
19-Nov-99	ADORIAN PLC	Broadcasting & Entertainment	UK	0.83
30-Aug-02	CAPITAL IDEAS	Specialty Finance	UK	0.83
6-Mar-98	BUCKLAND GROUP	Electrical Components & Equipment	UK	0.79
16-Dec-03	NWD GROUP	Media Agencies	UK	0.78
31-Jul-03	BELLA MEDIA	Internet	UK	0.76
31-Dec-03	FEEDBACK	Electronic Equipment	UK	0.74
25-Apr-03	JARVIS PORTER GROUP PLC	Building Materials & Fixtures	UK	0.72
15-May-03	TOYE & CO	Clothing & Accessories	UK	0.72
2-Mar-00	EICOM	Broadcasting & Entertainment	UK	0.70
5-Aug-02	BRIGHT FUTURES GROUP	Specialty Retailers	UK	0.66
18-May-98	DIMENSION RESOURCES	Building Materials & Fixtures	Bermuda	0.64
20-Aug-01	SRS TECHNOLOGY GROUP	Consumer Electronics	UK	0.62
21-Jun-00	CELLTALK GROUP	Specialty Retailers	UK	0.61
19-Aug-96	NEWMARKET INVESTMENTS	Recreational Services	UK	0.59
31-Dec-97	LONGMEAD GROUP	Furnishings	UK	0.59
30-Jul-01	COLLINS & HAYES GROUP	Furnishings	UK	0.58
6-Nov-00	GARNER PLC	Business Training & Employment Agencies	UK	0.56
1-Feb-01	WARTHOG	Software	UK	0.56
10-Jun-03	INNOBOX	Specialty Finance	UK	0.55
9-Nov-04	EMERGING UK INVESTMENTS	Equity Investment Instruments	UK	0.52
15-Oct-03	CANISP	Fixed Line Telecommunications	UK	0.50
16-Nov-00	ADVANCE VISUAL COMMUNICATIONS	Computer Services	UK	0.47
26-Aug-03	MAISHA	Computer Services	UK	0.43
29-Nov-00	BASE GROUP	Recreational Services	UK	0.42
16-Aug-04	NICHE GROUP	Specialty Finance	UK	0.41
7-Dec-04	GREENFIELD CONSTRUCTION GROUP	Heavy Construction	UK	0.40
11-Mar-05	POLY INFORMATION	Software	UK	0.40
2-Mar-00	LEGENDARY INVESTMENTS	Specialty Finance	UK	0.38
7-Jul-97	BAKERY SERVICES	Food Retailers & Wholesalers	UK	0.35
7-Jan-02	AZURE HLDGS	Business Support Services	UK	0.33
31-May-01	CAPCON HLDGS	Specialty Finance	UK	0.33
30-Apr-02	PREMIER MANAGEMENT HLDGS	Recreational Services	UK	0.31
15-Apr-97	SAMEDAYBOOKS.CO.UK	Specialty Retailers	UK	0.30
26-Sep-03	ORBIS PLC	Business Support Services	UK	0.28
6-Jun-96	ENTERPRISE NORTH	Specialty Finance	UK	0.27
24-Jun-05	MEDIA STEPS GROUP	Media Agencies	UK	0.25
19-Sep-00	HARROGATE GROUP	Equity Investment Instruments	UK	0.24
17-Dec-99	MICROCAP EQUITIES	Specialty Finance	UK	0.19
30-Apr-01	PENMC PLC	Specialty Finance	UK	0.16
12-Dec-03	FLIGHTSTORE GROUP	Software	UK	0.10
24-Sep-01	ADESTE INVESTMENTS	Specialty Finance	UK	0.09
7-Apr-06	2 WAY TRAFFIC N.V.	Broadcasting & Entertainment	Netherlands	0.00



**OXFORD
METRICA**

**Companies Listed on the London Stock Exchange AIM
At 30th Sep 2006**

List date	Company	Sub sector	Country of Origin	Mkt Cap £m
31-Mar-05	9999	Specialty Finance	UK	0.00
31-Jan-00	ACTIF GROUP	Apparel Retailers	UK	0.00
20-Mar-03	AEROBOX	Specialty Chemicals	UK	0.00
11-Apr-06	ALDGATE CAPITAL	Specialty Finance	UK	0.00
31-Mar-05	ARCHIMEDIA VENTURES	Specialty Finance	UK	0.00
10-Jan-00	ASIA CAPITAL	Specialty Finance	UK	0.00
19-Apr-04	ASIA ENERGY	Coal	UK	0.00
3-Sep-01	BEAUFORD	Electrical Components & Equipment	UK	0.00
7-Nov-96	BEAUFORT INTERNATIONAL GROUP	Business Support Services	UK	0.00
15-Jul-04	BETONSPORTS	Gambling	UK	0.00
12-Jun-02	BIDTIMES	Equity Investment Instruments	UK	0.00
5-May-06	BIOFUTURES INTERNATIONAL	Specialty Finance	UK	0.00
18-Dec-03	BWA GROUP	Specialty Finance	UK	0.00
14-Apr-03	CALEDON RESOURCES	Gold Mining	UK	0.00
21-Nov-02	CAMAXYS GROUP	Software	UK	0.00
3-Feb-04	CAMELOT CAPITAL	Specialty Finance	UK	0.00
18-Feb-03	CAPRICORN RESOURCES	Specialty Finance	UK	0.00
2-Mar-05	CASTOR INVESTMENTS	Specialty Finance	UK	0.00
4-Aug-04	CATALYST NEW OPPORTUNITIES	Specialty Finance	UK	0.00
28-Feb-05	CHIAN RESOURCES	General Mining	UK	0.00
3-Feb-05	CORDILLERA RESOURCES	Specialty Finance	UK	0.00
17-May-02	CRADLEY GROUP HLDGS	Business Support Services	UK	0.00
13-Jan-05	CRESCENT TECHNOLOGY VENTURES	Equity Investment Instruments	UK	0.00
9-May-05	ELEVATION EVENTS GROUP	Media Agencies	UK	0.00
21-Mar-05	ENOLA RESOURCES	Specialty Finance	UK	0.00
15-Sep-04	EP&F CAPITAL	Specialty Finance	UK	0.00
28-Jul-03	ESV A/S	Specialty Finance	Denmark	0.00
6-Jun-01	FARSIGHT	Business Support Services	UK	0.00
5-Jun-00	FUTURE INTERNET TECHNOLOGIES	Specialty Finance	UK	0.00
24-Mar-05	GLOBAL STRUCTURED FINANCE	Specialty Finance	Cayman Islands	0.00
18-Feb-05	GRUPPEM INVESTMENTS	Equity Investment Instruments	UK	0.00
17-Mar-05	HARBINGER CAPITAL	Specialty Finance	UK	0.00
4-Nov-99	HARRIER GROUP	Software	UK	0.00
25-Aug-04	HOMEBUY GROUP	Specialty Retailers	UK	0.00
23-May-06	INFINITY BIO-ENERGY	Specialty Finance	Bermuda	0.00
20-Aug-01	INTERACTIVE DIGITAL SOLUTIONS	Software	UK	0.00
3-Oct-05	INTERNATIONAL METAL ENTERPRISES INC	Specialty Finance	USA	0.00
23-Dec-05	IRVINE ENERGY	Specialty Finance	UK	0.00
29-Oct-04	ISIS MEDICAL TECHNOLOGY	Specialty Finance	UK	0.00
29-Jul-05	KP RENEWABLES	Electricity	UK	0.00
23-Feb-05	LHP INVESTMENTS	Specialty Finance	UK	0.00
10-Dec-04	MAGNA INVESTMENTS	Equity Investment Instruments	UK	0.00
28-Nov-01	MATISSE HLDGS	Equity Investment Instruments	UK	0.00
14-Mar-05	MEDICI BIOVENTURES	Specialty Finance	UK	0.00
14-Aug-01	MERIDEN GROUP	Business Support Services	UK	0.00
4-Oct-04	MILLFIELD GROUP	Specialty Finance	UK	0.00
17-Feb-06	MULTI GROUP	Business Training & Employment Agencies	UK	0.00
14-Feb-06	NARDINA RESOURCES	Specialty Finance	UK	0.00
11-Jul-00	NETCENTRIC SYSTEMS	Internet	UK	0.00
8-May-01	NEXUS MANAGEMENT	Computer Services	UK	0.00
11-Mar-04	ORIEL RESOURCES	General Mining	UK	0.00
29-Jun-04	PALANDRI	Distillers & Vintners	Australia	0.00
22-Feb-05	PANNAL	Specialty Finance	UK	0.00
8-Oct-04	PEARL STREET HLDGS	Specialty Finance	UK	0.00
10-Mar-05	PERSPECTIVE CAPITAL	Specialty Finance	UK	0.00
30-Mar-05	PETSOME	Specialty Finance	UK	0.00
10-Dec-97	RAZORBACK VEHICLES CORP	Auto Parts	Australia	0.00
8-Mar-04	REFLEXION COSMETICS	Specialty Finance	UK	0.00
22-Nov-02	RINGPROP	Commercial Vehicles & Trucks	UK	0.00
11-Feb-05	SINO-ASIA MINING & RESOURCES	General Mining	UK	0.00
22-Mar-05	SOUTHERN BEAR	Specialty Finance	UK	0.00
12-Jul-04	STRATEGIC GLOBAL INVESTMENTS	Specialty Finance	UK	0.00
6-Oct-00	SYNIGENCE	Specialty Finance	UK	0.00
30-Mar-05	TAURUS STORAGE	Specialty Finance	UK	0.00
14-May-04	TECHCREATION	Specialty Finance	UK	0.00
14-Sep-04	TRANSVISION RESOURCES	Specialty Finance	UK	0.00
2-Aug-05	UMC ENERGY	General Mining	UK	0.00
7-Aug-00	VENTURIA	Publishing	UK	0.00
12-Jul-06	VICEROY ACQUISITION CORP	Specialty Finance	USA	0.00
18-Dec-98	WILLINGTON PLC	Industrial Suppliers	UK	0.00

Source: London Stock Exchange

